

GOBIERNO DE LA CIUDAD DE BUENOS AIRES
MINISTERIO DE AMBIENTE Y ESPACIO PÚBLICO
AGENCIA DE PROTECCIÓN AMBIENTAL
DIRECCIÓN GENERAL DE CONTROL AMBIENTAL
Gerencia Operativa de Determinaciones Ambientales y Laboratorio
Subgerencia Operativa Red Automática de Monitoreo Atmosférico

Monitoreo Atmosférico Automático - Red de Estaciones EPA (*)
ÓXIDOS DE NITRÓGENO(PPB)
ESTACIÓN LA BOCA
DICIEMBRE 2015

| DICIEMBRE 2015 | Promedio 24 Hs | | | PROMEDIO 8 HS | | | | | | | | | Promedio 1 Hora | | | | | |
|----------------|----------------|-----------|-----------|---------------|-----------|-----------|----------|-----------|-----------|----------|-----------|-----------|-----------------|-----------|-----------|----------|-----------|-----------|
| | NO (PPB) | NO2 (PPB) | NOX (PPB) | 0 a 8 | | | 8 a 16 | | | 16 a 24 | | | Max | | | Min | | |
| | | | | NO (PPB) | NO2 (PPB) | NOX (PPB) | NO (PPB) | NO2 (PPB) | NOX (PPB) | NO (PPB) | NO2 (PPB) | NOX (PPB) | NO (PPB) | NO2 (PPB) | NOX (PPB) | NO (PPB) | NO2 (PPB) | NOX (PPB) |
| 1 | 25 | 13 | 38 | 26 | 13 | 38 | 39 | 15 | 54 | 11 | 12 | 22 | 81 | 20 | 100 | 3 | 5 | 9 |
| 2 | 11 | 10 | 21 | 9 | 9 | 18 | 12 | 10 | 22 | 13 | 11 | 23 | 30 | 15 | 45 | 2 | 5 | 6 |
| 3 | 12 | 8 | 20 | 9 | 5 | 14 | 20 | 8 | 27 | 6 | 13 | 18 | 31 | 17 | 40 | 2 | 2 | 4 |
| 4 | 11 | 13 | 24 | 7 | 15 | 22 | 19 | 12 | 31 | 5 | 12 | 17 | 32 | 28 | 52 | 1 | 4 | 9 |
| 5 | 5 | 4 | 9 | 8 | 6 | 14 | 4 | 3 | 6 | 4 | 3 | 6 | 11 | 7 | 19 | 2 | 2 | 3 |
| 6 | 4 | 3 | 6 | 3 | 3 | 6 | 4 | 3 | 6 | 3 | 5 | 7 | 6 | 8 | 11 | 2 | 1 | 3 |
| 7 | 8 | 6 | 14 | 6 | 6 | 12 | 9 | 5 | 13 | 8 | 8 | 16 | 12 | 11 | 22 | 3 | 4 | 7 |
| 8 | 8 | 8 | 15 | 5 | 5 | 10 | 13 | 8 | 21 | 5 | 10 | 15 | 20 | 18 | 31 | 2 | 4 | 5 |
| 9 | 19 | 18 | 36 | 2 | 8 | 10 | 18 | 15 | 33 | 36 | 31 | 67 | 60 | 41 | 95 | 2 | 5 | 5 |
| 10 | 21 | 16 | 36 | 13 | 14 | 26 | 21 | 15 | 36 | 28 | 19 | 47 | 50 | 24 | 74 | 3 | 8 | 9 |
| 11 | s/d | s/d | s/d | s/d | s/d | s/d | 27 | 19 | 46 | 38 | 24 | 62 | 51 | 27 | 77 | 9 | 16 | 25 |
| 12 | 10 | 13 | 22 | 12 | 13 | 26 | 10 | 12 | 22 | 6 | 14 | 19 | 28 | 19 | 41 | 2 | 6 | 10 |
| 13 | 10 | 16 | 25 | 13 | 17 | 30 | 5 | 12 | 16 | 11 | 19 | 30 | 26 | 25 | 46 | 3 | 5 | 8 |
| 14 | 7 | 10 | 16 | 6 | 10 | 15 | 9 | 10 | 19 | 5 | 8 | 13 | 19 | 21 | 39 | 2 | 3 | 3 |
| 15 | 9 | 7 | 16 | 3 | 5 | 7 | 11 | 8 | 19 | 13 | 9 | 22 | 20 | 12 | 32 | 2 | 4 | 5 |
| 16 | 17 | 9 | 25 | 9 | 5 | 13 | 21 | 10 | 30 | 21 | 12 | 33 | 45 | 17 | 62 | 2 | 2 | 4 |
| 17 | 13 | 12 | 25 | 8 | 7 | 15 | 25 | 17 | 41 | 7 | 13 | 20 | 42 | 29 | 57 | 2 | 5 | 7 |
| 18 | 3 | 5 | 7 | 3 | 7 | 10 | 4 | 3 | 6 | 2 | 4 | 6 | 5 | 18 | 22 | 2 | 2 | 3 |
| 19 | 5 | 6 | 10 | 4 | 5 | 8 | 3 | 2 | 5 | 9 | 10 | 19 | 16 | 14 | 28 | 2 | 2 | 3 |
| 20 | 6 | 5 | 10 | 5 | 4 | 8 | 7 | 4 | 10 | 6 | 6 | 12 | 9 | 10 | 18 | 3 | 3 | 6 |
| 21 | 14 | 8 | 22 | 10 | 5 | 14 | 24 | 10 | 34 | 9 | 10 | 19 | 31 | 15 | 41 | 2 | 2 | 4 |
| 22 | 20 | 15 | 35 | 18 | 9 | 27 | 7 | 18 | 25 | 36 | 18 | 54 | 59 | 23 | 73 | 3 | 5 | 7 |
| 23 | 16 | 13 | 29 | 6 | 7 | 13 | 25 | 13 | 37 | 20 | 20 | 39 | 82 | 27 | 105 | 2 | 4 | 4 |
| 24 | 8 | 7 | 14 | 7 | 9 | 16 | 10 | 5 | 15 | 6 | 6 | 12 | 19 | 21 | 32 | 3 | 4 | 7 |
| 25 | 5 | 4 | 9 | 4 | 3 | 7 | 6 | 3 | 9 | 6 | 6 | 10 | 9 | 6 | 13 | 2 | 3 | 5 |
| 26 | 9 | 5 | 14 | 7 | 4 | 10 | 10 | 4 | 14 | 10 | 8 | 18 | 16 | 11 | 27 | 4 | 2 | 5 |
| 27 | s/d | s/d | s/d | s/d | s/d | s/d | s/d | s/d | s/d | s/d | s/d | s/d | s/d | s/d | s/d | s/d | s/d | s/d |
| 28 | s/d | s/d | s/d | s/d | s/d | s/d | 29 | 6 | 35 | 13 | 8 | 20 | 64 | 11 | 72 | 1 | 5 | 7 |
| 29 | 22 | 7 | 29 | 15 | 6 | 20 | 27 | 6 | 33 | 25 | 8 | 33 | 65 | 10 | 73 | 3 | 4 | 6 |
| 30 | 12 | 5 | 17 | 10 | 5 | 14 | 15 | 6 | 21 | 11 | 5 | 16 | 23 | 9 | 31 | 3 | 3 | 6 |
| 31 | 7 | 3 | 10 | 5 | 4 | 9 | 10 | 3 | 13 | 7 | 3 | 9 | 12 | 4 | 15 | 3 | 2 | 5 |

PARAMETROS ESTADÍSTICOS

| DICIEMBRE 2015 | Promedios de 24 hs | | | Promedios de 8 hs | | | | | | | | | Promedios de 1 hora | | | |
|-------------------|--------------------|-----------|-----------|-------------------|-----------|-----------|---------------|-----------|-----------|---------------|-----------|-----------|---------------------|-----------|-----------|----|
| | NO (PPB) | NO2 (PPB) | NOX (PPB) | 00:00 a 08:00 | | | 08:00 a 16:00 | | | 16:00 a 24:00 | | | NO (PPB) | NO2 (PPB) | NOX (PPB) | |
| | | | | NO (PPB) | NO2 (PPB) | NOX (PPB) | NO (PPB) | NO2 (PPB) | NOX (PPB) | NO (PPB) | NO2 (PPB) | NOX (PPB) | | | | |
| Cantidad de Datos | 28 | 28 | 28 | 28 | 28 | 28 | 30 | 30 | 30 | 30 | 30 | 30 | 699 | 699 | 699 | |
| Mínimo | 3 | 3 | 6 | 2 | 3 | 6 | 3 | 2 | 5 | 2 | 3 | 6 | 1 | 1 | 3 | |
| Percentiles | 95 | 22 | 16 | 36 | 17 | 15 | 29 | 28 | 17 | 44 | 36 | 22 | 58 | 35 | 21 | 53 |
| | 98 | 24 | 17 | 37 | 21 | 16 | 34 | 33 | 18 | 49 | 37 | 27 | 64 | 51 | 25 | 73 |
| Máximo | 25 | 18 | 38 | 26 | 17 | 38 | 39 | 19 | 54 | 38 | 31 | 67 | 82 | 41 | 105 | |
| Media Aritmética | 11 | 9 | 20 | 8 | 7 | 15 | 15 | 9 | 23 | 13 | 11 | 23 | 12 | 9 | 21 | |
| Desvío Estándar | 6 | 4 | 10 | 5 | 4 | 8 | 9 | 5 | 13 | 10 | 6 | 16 | 12 | 6 | 17 | |
| Mediana | 10 | 8 | 18 | 7 | 6 | 14 | 12 | 8 | 21 | 9 | 10 | 19 | 8 | 8 | 15 | |

PPB: Una parte en volumen de Óxido de Nitrógeno en mil millones de partes en volumen de Aire Ambiente

* Datos recabados con Monitores automáticos en cumplimiento de Normas de la Environmental Protection Agency(EPA-EU)

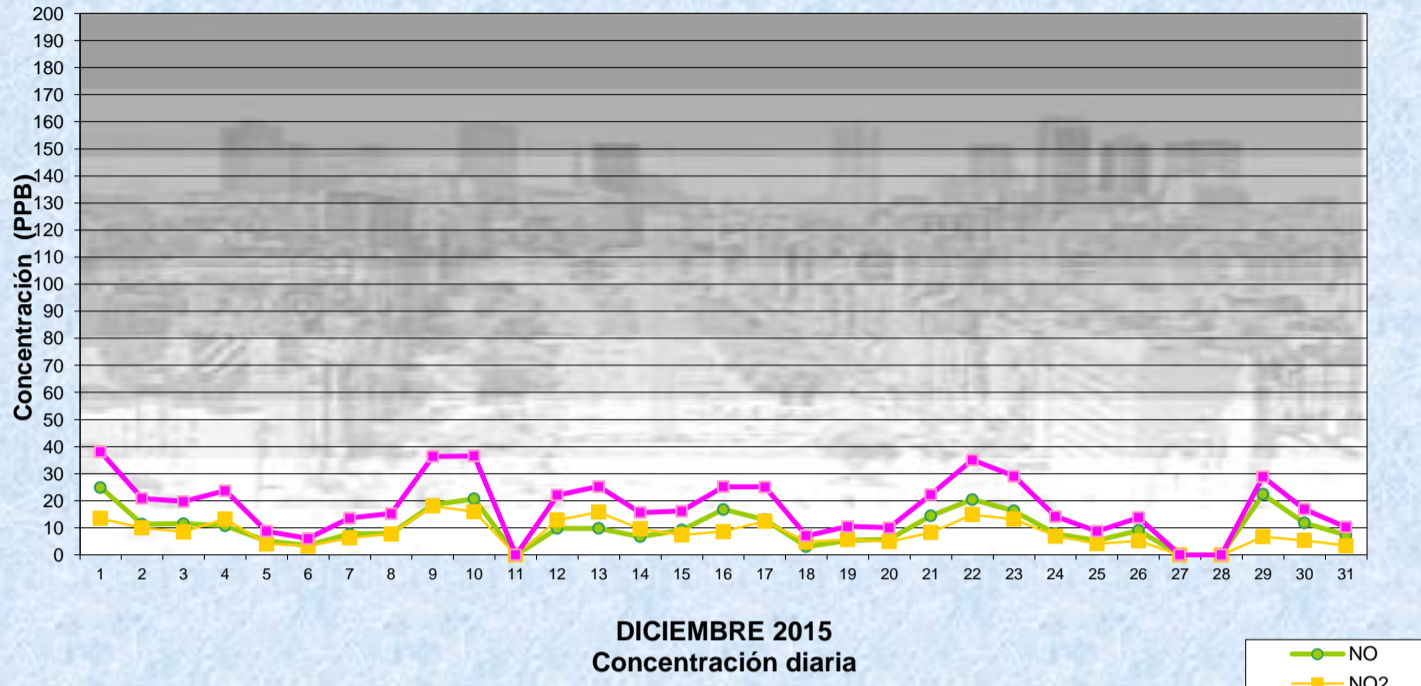
Cantidad de períodos de 1 hora que excedieron la norma de Calidad de Aire (*1)

| | |
|--------------------------|---|
| Promedio 1 Hora NO2 (*1) | 1 |
| | 0 |

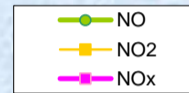
Las excedencias se evalúan de acuerdo a los siguientes Límites Admisibles:

(*1)Estándar de Calidad de Aire para NO2 en 1 hora: 0,200 PPM (200 PPB) (Dec. 198-06 Reglamentario de Ley 1356-GCBA)

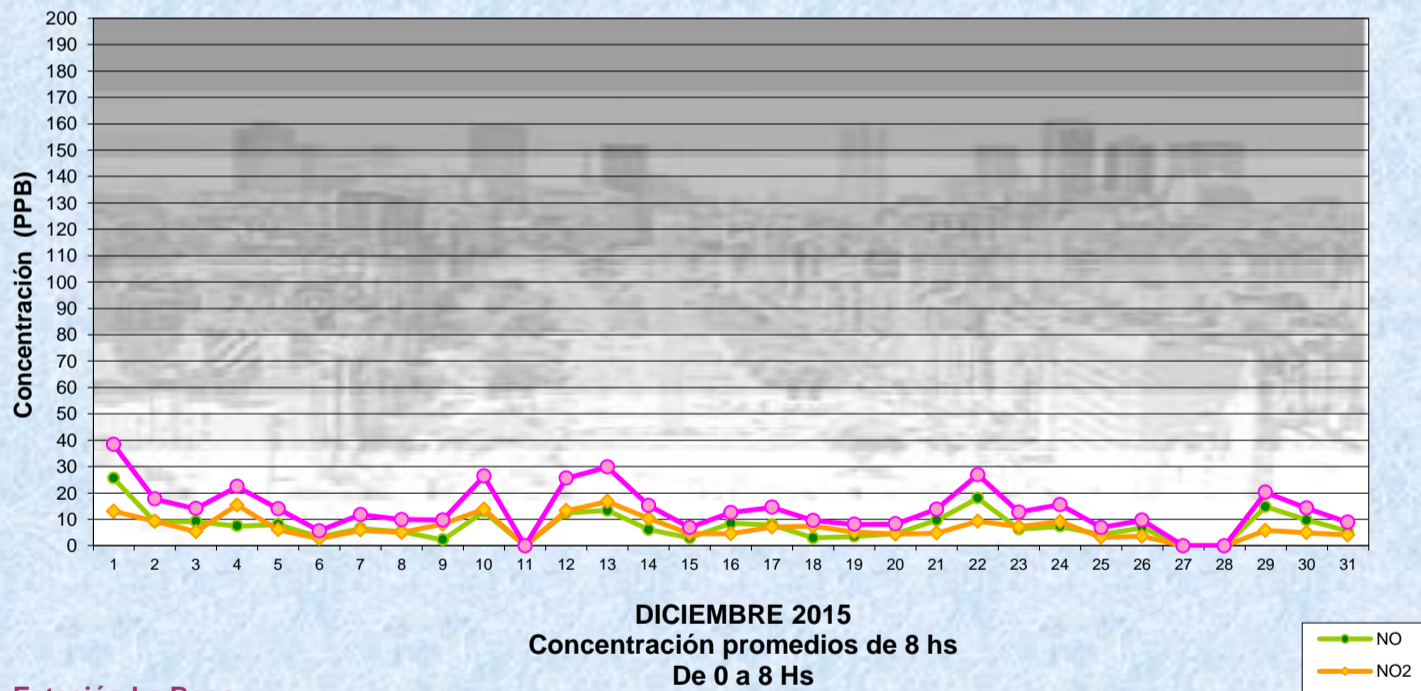
Gobierno de la Ciudad de Buenos Aires
 Agencia de Protección Ambiental
 Dirección General de Control Ambiental
 Gerencia Operativa de Determinaciones Ambientales y Laboratorio
Monitoreo Atmosférico - Óxidos de Nitrógeno



Estación La Boca



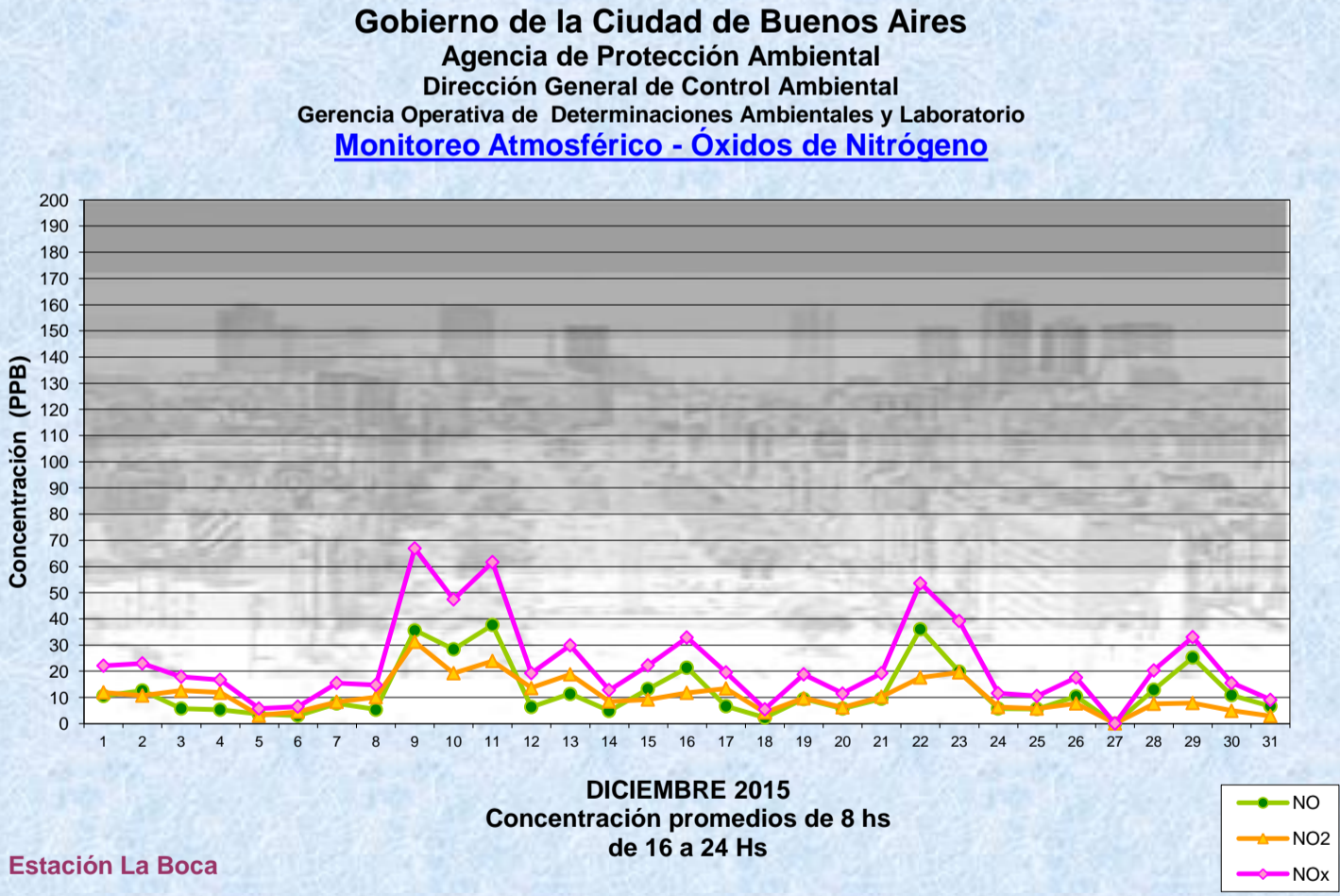
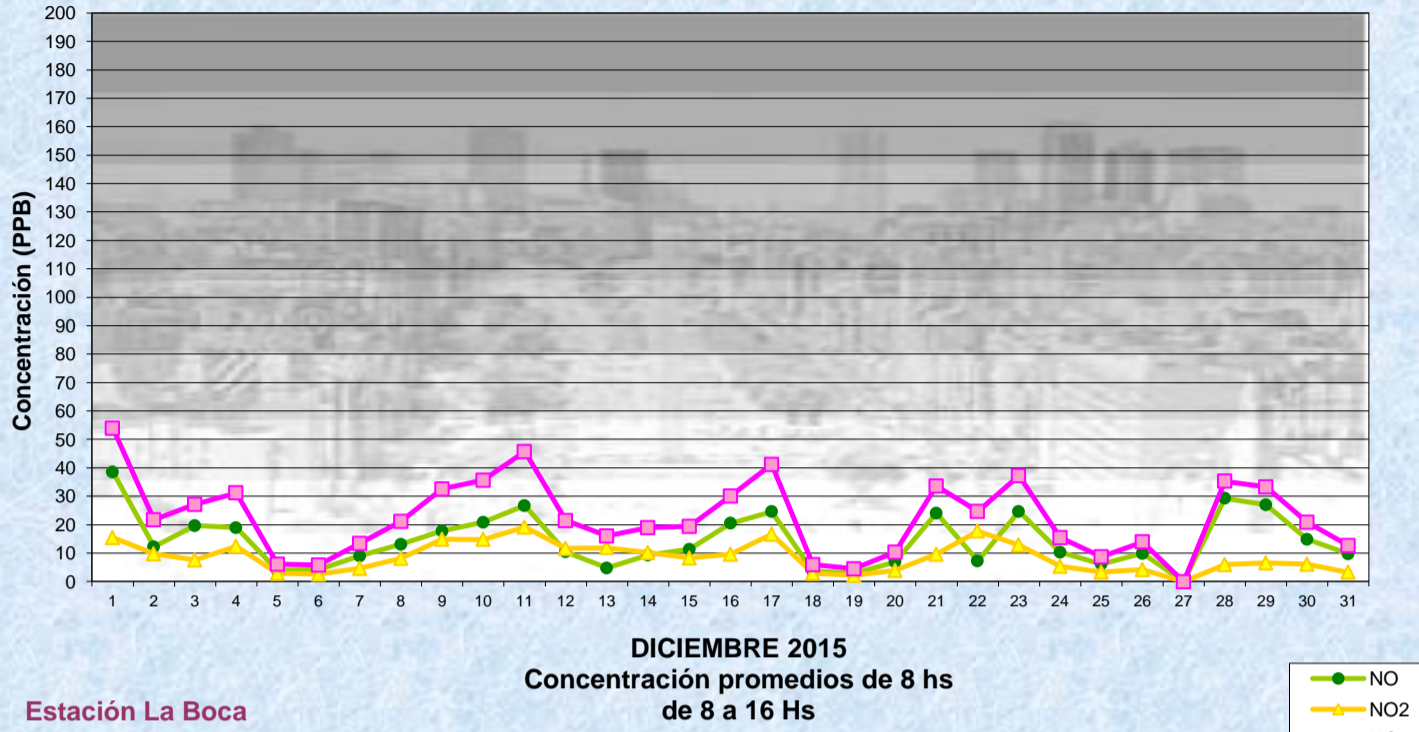
Gobierno de la Ciudad de Buenos Aires
 Agencia de Protección Ambiental
 Dirección General de Control Ambiental
 Gerencia Operativa de Determinaciones Ambientales y Laboratorio
Monitoreo Atmosférico - Óxidos de Nitrógeno



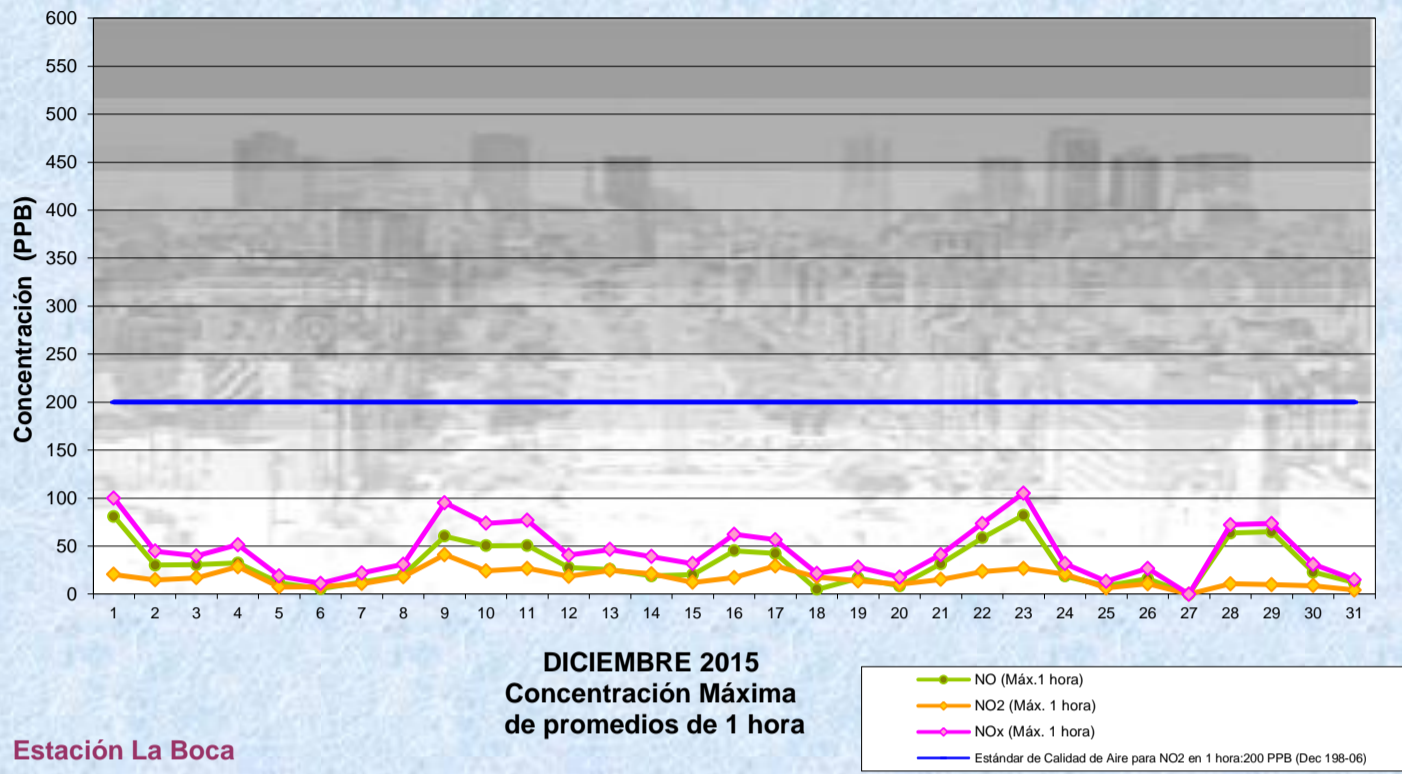
Estación La Boca



Gobierno de la Ciudad de Buenos Aires
 Agencia de Protección Ambiental
 Dirección General de Control Ambiental
 Gerencia Operativa de Determinaciones Ambientales y Laboratorio
Monitoreo Atmosférico - Óxidos de Nitrógeno



Gobierno de la Ciudad de Buenos Aires
Agencia de Protección Ambiental
Dirección General de Control Ambiental
Gerencia Operativa de Determinaciones Ambientales y Laboratorio
Monitoreo Atmosférico - Óxidos de Nitrógeno



GOBIERNO DE LA CIUDAD DE BUENOS AIRES
MINISTERIO DE AMBIENTE Y ESPACIO PÚBLICO
AGENCIA DE PROTECCIÓN AMBIENTAL
DIRECCIÓN GENERAL DE CONTROL AMBIENTAL
Gerencia Operativa de Determinaciones Ambientales y Laboratorio
Subgerencia Operativa Red Automática de Monitoreo Atmosférico

Monitoreo Atmosférico Automático - Red de Estaciones EPA (*)
ÓXIDOS DE NITRÓGENO(PPB)
ESTACIÓN LA BOCA
DICIEMBRE 2015

| HORARIO | | | | | | | | | | | | |
|---------------|----------|-----------|-----------|----------|-----------|-----------|------------|-----------|-----------|------------|-----------|-----------|
| HORARIO | Mensual | | | Sábado | | | Dom y Feri | | | Lun a Vier | | |
| | NO (PPB) | NO2 (PPB) | NOx (PPB) | NO (PPB) | NO2 (PPB) | NOx (PPB) | NO (PPB) | NO2 (PPB) | NOx (PPB) | NO (PPB) | NO2 (PPB) | NOx (PPB) |
| 23:00 a 00:00 | 6 | 9 | 14 | 8 | 8 | 15 | 3 | 8 | 11 | 6 | 9 | 15 |
| 00:00 a 01:00 | 5 | 7 | 11 | 7 | 8 | 15 | 3 | 7 | 9 | 4 | 7 | 10 |
| 01:00 a 02:00 | 4 | 6 | 9 | 5 | 7 | 11 | 3 | 7 | 11 | 3 | 6 | 8 |
| 02:00 a 03:00 | 4 | 5 | 9 | 5 | 6 | 11 | 6 | 8 | 13 | 4 | 5 | 8 |
| 03:00 a 04:00 | 5 | 6 | 11 | 5 | 5 | 9 | 10 | 8 | 17 | 5 | 7 | 10 |
| 04:00 a 05:00 | 10 | 8 | 17 | 7 | 7 | 13 | 13 | 9 | 21 | 10 | 8 | 18 |
| 05:00 a 06:00 | 15 | 10 | 24 | 11 | 8 | 19 | 17 | 10 | 27 | 18 | 11 | 28 |
| 06:00 a 07:00 | 19 | 9 | 28 | 14 | 8 | 22 | 17 | 9 | 25 | 24 | 11 | 35 |
| 07:00 a 08:00 | 17 | 8 | 25 | 11 | 6 | 17 | 12 | 6 | 18 | 22 | 10 | 31 |
| 08:00 a 09:00 | 17 | 9 | 25 | 14 | 6 | 19 | 10 | 5 | 15 | 22 | 11 | 32 |
| 09:00 a 10:00 | 14 | 8 | 22 | 10 | 5 | 14 | 11 | 6 | 17 | 18 | 10 | 28 |
| 10:00 a 11:00 | 12 | 7 | 19 | 8 | 4 | 11 | 8 | 7 | 15 | 15 | 9 | 23 |
| 11:00 a 12:00 | 14 | 9 | 23 | 9 | 7 | 15 | 10 | 10 | 20 | 17 | 11 | 28 |
| 12:00 a 13:00 | 14 | 10 | 23 | 8 | 6 | 14 | 8 | 10 | 17 | 18 | 11 | 29 |
| 13:00 a 14:00 | 13 | 9 | 22 | 8 | 7 | 15 | 7 | 8 | 14 | 17 | 11 | 27 |
| 14:00 a 15:00 | 15 | 9 | 24 | 9 | 6 | 15 | 8 | 7 | 14 | 19 | 11 | 30 |
| 15:00 a 16:00 | 14 | 10 | 24 | 9 | 7 | 16 | 10 | 9 | 18 | 17 | 11 | 28 |
| 16:00 a 17:00 | 15 | 11 | 26 | 8 | 8 | 16 | 12 | 10 | 21 | 19 | 12 | 31 |
| 17:00 a 18:00 | 15 | 11 | 25 | 10 | 9 | 18 | 14 | 11 | 24 | 18 | 13 | 30 |
| 18:00 a 19:00 | 15 | 12 | 26 | 8 | 9 | 16 | 12 | 12 | 24 | 19 | 13 | 32 |
| 19:00 a 20:00 | 12 | 12 | 24 | 8 | 10 | 18 | 11 | 11 | 22 | 15 | 13 | 27 |
| 20:00 a 21:00 | 12 | 13 | 24 | 7 | 12 | 19 | 12 | 13 | 24 | 14 | 13 | 27 |
| 21:00 a 22:00 | 10 | 11 | 22 | 7 | 9 | 15 | 7 | 9 | 15 | 13 | 12 | 25 |
| 22:00 a 23:00 | 8 | 10 | 18 | 6 | 8 | 13 | 6 | 8 | 13 | 10 | 11 | 20 |

Gobierno de la Ciudad de Buenos Aires
Agencia de Protección Ambiental
Dirección General de Control Ambiental
Gerencia Operativa Determinaciones Ambientales y Laboratorio
Monitoreo Atmosférico - Óxidos de Nitrógeno Totales
Perfil Horario de Contaminación

