Lenguas Adicionales
Inglés

Actividades para los estudiantes

Primer año

What is there in the spaces around us?

Serie PROFUNDIZACIÓN · NES

Buenos Aires Ciudad

Vamos Buenos Aires

Jefe de Gobierno
Horacio Rodríguez Larreta

Ministra de Educación e Innovación
María Soledad Acuña

Subsecretario de Planeamiento e Innovación Educativa
Diego Javier Meiriño

Directora General de Planeamiento Educativo
María Constanza Ortiz

Gerente Operativo de Currículum
Javier Simón

Gerenta Operativa de Lenguas en la Educación
Cristina Banfi

Director General de Tecnología Educativa
Santiago Andrés

Gerenta Operativa de Tecnología e Innovación Educativa
Mercedes Werner

Subsecretaria de Coordinación Pedagógica y Equidad Educativa
Andrea Fernanda Bruzos Bouchet

Subsecretario de Carrera Docente y Formación Técnica Profesional
Jorge Javier Tarulla

Subsecretario de Gestión Económico Financiera y Administración de Recursos
Sebastián Tomaghelli

G.C.A.B.A. | Ministerio de Educación e Innovación | Subsecretaría de Planeamiento e Innovación Educativa.

Subsecretaría de Planeamiento e Innovación Educativa (SSPLINED)

Dirección General de Planeamiento Educativo (DGPLEDU)
Gerencia Operativa de Lenguas en la Educación (GOLE)
Cristina Banfi

Especialista: Martha Crespo

Dirección General de Tecnología Educativa (DGTEDU)
Gerencia Operativa Tecnología e Innovación Educativa (INTEC)
Mercedes Werner

Especialistas de Educación Digital: Julia Campos (coordinación), Ignacio Spina

---

Coordinación de materiales y contenidos digitales (DGPLEDU): Mariana Rodríguez
Colaboración y gestión: Manuela Luzzani Ovide
Coordinación de series Profundización NES y Propuestas Didácticas Primaria: Silvia Saucedo

Ilustraciones: Federico Combi

Equipo editorial externo
Coordinación editorial: Alexis B. Tellechea
Diseño gráfico: Estudio Cerúleo
Edición: Fabiana Blanco, Natalia Ribas
Corrección de estilo: Lupe Deveza

Idea Original de Proyecto de Edición y Diseño (GOC)
Edición: Gabriela Berajá, María Laura Cianciolo, Andrea Finocchiaro, Bárbara Gomila, Marta Lacour, Sebastián Vargas
Diseño gráfico: Octavio Bally, Silvana Carretero, Ignacio Cismondi, Alejandra Mosconi, Patricia Peralta
Actualización web: Leticia Lobato

Este material contiene las actividades para los estudiantes presentes en *Inglés. What is there in the spaces around us?* ISBN 978-987-549-778-8

Se autoriza la reproducción y difusión de este material para fines educativos u otros fines no comerciales, siempre que se especifique claramente la fuente.
Se prohíbe la reproducción de este material para reventa u otros fines comerciales.

Las denominaciones empleadas en este material y la forma en que aparecen presentados los datos que contiene no implica, de parte del Ministerio de Educación e Innovación del Gobierno de la Ciudad Autónoma de Buenos Aires, juicio alguno sobre la condición jurídica o nivel de desarrollo de los países, territorios, ciudades o zonas, o de sus autoridades, ni respecto de la delimitación de sus fronteras o límites.

En este material se evitó el uso explícito del género femenino y masculino en simultáneo y se ha optado por emplear el género masculino, a efectos de facilitar la lectura y evitar las duplicaciones. No obstante, se entiende que todas las menciones en el género masculino representan siempre a varones y mujeres, salvo cuando se especifique lo contrario.

Fecha de consulta de imágenes, videos, textos y otros recursos digitales disponibles en internet: 1 de julio de 2018.

© Gobierno de la Ciudad Autónoma de Buenos Aires / Ministerio de Educación e Innovación / Subsecretaría de Planeamiento e Innovación Educativa.
Dirección General de Planeamiento Educativo / Gerencia Operativa de Currículum, 2018.

Subsecretaría de Planeamiento e Innovación Educativa / Dirección General de Planeamiento Educativo / Gerencia Operativa de Currículum.
Holmberg 2548/96 - C1430DOV - Ciudad Autónoma de Buenos Aires.

© Copyright © 2018 Adobe Systems Software. Todos los derechos reservados.
Adobe, el logo de Adobe, Acrobat y el logo de Acrobat son marcas registradas de Adobe Systems Incorporated.

G.C.A.B.A. | Ministerio de Educación e Innovación | Subsecretaría de Planeamiento e Innovación Educativa.

¿Cómo se navegan los textos de esta serie?

Los materiales de Profundización de la NES cuentan con elementos interactivos que permiten la lectura hipertextual y optimizan la navegación.

Para visualizar correctamente la interactividad se sugiere bajar el programa Adobe Acrobat Reader que constituye el estándar gratuito para ver e imprimir documentos PDF.

Adobe Reader Copyright © 2018.
Todos los derechos reservados.

Portada

Flecha interactiva que lleva a la página posterior.

Pie de página

Volver a vista anterior — Al cliquear regresa a la última página vista.

Ícono que permite imprimir.

« 4 » — Folio, con flechas interactivas que llevan a la página anterior y a la página posterior.

Itinerario de actividades

Organizador interactivo que presenta la secuencia completa de actividades.

Actividades

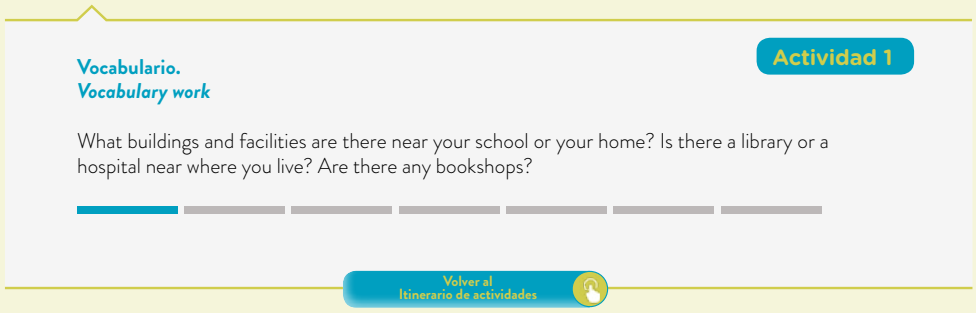

Volver al Itinerario de actividades — Botón que lleva al itinerario de actividades.

Sistema que señala la posición de la actividad en la secuencia.

Íconos y enlaces

1 Símbolo que indica una cita o nota aclaratoria. Al cliquear se abre un *pop-up* con el texto:

> Ovidescim repti ipita voluptis audi iducit ut qui adis moluptur? Quia poria dusam serspero voloris quas quid moluptur?Luptat. Upti cumAgnimustrum est ut

Los números indican las referencias de notas al final del documento.

El color azul y el subrayado indican un vínculo a la web o a un documento externo.

"Título del texto, de la actividad o del anexo" — Indica enlace a un texto, una actividad o un anexo.

G.C.A.B.A. | Ministerio de Educación e Innovación | Subsecretaría de Planeamiento e Innovación Educativa.

Itinerario de actividades

Actividad 1

Vocabulario
Vocabulary work

1

Actividad 2

Dónde hospedarse
Where to stay

2

Actividad 3

Actividad de lectura y vacío de información
Jigsaw Reading: an information gapped activity

3

Actividad 4

Póngase en blanco y negro
Put it in black and white

4

Actividad 5

Actividad de escucha
Listening

5

G.C.A.B.A. | Ministerio de Educación e Innovación | Subsecretaría de Planeamiento e Innovación Educativa.

Actividad 6

Decilo con un póster
Say it with a poster

6

Actividad opcional

Decilo en una publicidad radial
Say it in an ad

G.C.A.B.A. | Ministerio de Educación e Innovación | Subsecretaría de Planeamiento e Innovación Educativa.

Vocabulario
Vocabulary work

Actividad 1

What buildings and facilities are there near your school or your home? Is there a library or a hospital near where you live? Are there any bookshops?

a. Do some research at home and include the information you gather in this chart.

Facilities	Stores/shops	Residential buildings	Green spaces/open spaces

b. Illustrate these: Look up images on Google to illustrate the chart below. You can also use your own photos.

basement	
lift	
staircase	
dome	
roof	
ceiling	
hall room	
exhibition	
concert hall	
furniture	
lighthouse	

G.C.A.B.A. | Ministerio de Educación e Innovación | Subsecretaría de Planeamiento e Innovación Educativa.

generator	
lobby	
(swimming) pool	
central heating	
air-conditioning	

Volver al
Itinerario de actividades

G.C.A.B.A. | Ministerio de Educación e Innovación | Subsecretaría de Planeamiento e Innovación Educativa.

Dónde hospedarse
Where to stay

Actividad 2

1. Salt Palace, Uyuni, Bolivia 1

The Palacio de Sal —'Salt Palace'— is on the salt flat of Uyuni in southwest Bolivia. The site is 350 km south of Bolivia's capital city, La Paz. It attracts tourists from all over the world.

There's an impressive lobby, a bar and 16 rooms with private bathrooms, central heating and air-conditioning. The hotel has a dry sauna and a saltwater pool. The floor, walls and ceiling are made of salt! There isn't ordinary furniture, the beds, tables and chairs are made of salt, too!

The restaurant's specialty? Salt chicken, naturally.

2. Ottawa Jail Hostel

You can sleep in a prison in Ottawa, the capital city of Canada. Do not worry; there aren't any criminals anymore! The Ottawa Jail is a hostel. It is located at 75 Nicholas St. Everybody calls it Nicholas Street Jail or Ottawa Jail.

Visitors can get a picture of life in prison because there are daily guided tours.

The original structure is intact. There are still bars on the doors and windows!

In the old courtyard space there is now a beautiful outdoor bar. It opens only in summer.

There are photographs of famous criminals that were in prison on the walls of the bar.

The old cells are now single, double, or group rooms. Some rooms have kitchenette facilities.

The hostel offers free breakfast, free Wi-Fi, and individual lockers. There is air conditioning, too.

G.C.A.B.A. | Ministerio de Educación e Innovación | Subsecretaría de Planeamiento e Innovación Educativa.

3. The Station, Lobos, Argentina

You can sleep in a train car in Lobos, just 100 km away from Buenos Aires, the capital city of Argentina.

La Estación (The Station) is a unique place. The trains are completely restored. There are rooms for two, four and six guests. They have microwaves, a TV, heating and air conditioning. At the station there are gardens with beautiful old trees.

G.C.A.B.A. | Ministerio de Educación e Innovación | Subsecretaría de Planeamiento e Innovación Educativa.

Reading activity

a. Read the texts above quickly and choose the best title.
1. Spend the night in a romantic place.
2. Spend the night in an unusual place.
3. Spend the night in a dangerous place.

b. Now reread the text and choose the correct option. Sometimes more than one answer is possible.
1. Where can you swim?
   - **a.** At the Salt Palace.
   - **b.** At the Ottawa Jail.
   - **c.** At the Station.
2. Where can you cook?
   - **a.** At the Salt Palace.
   - **b.** At the Ottawa Jail.
   - **c.** At The Station.
3. Where can you go with a group?
   - **a.** At the Salt Palace.
   - **b.** At the Ottawa Jail.
   - **c.** At The Station.

4. Which hotel has a restaurant?
   a. The Salt Palace.
   b. The Ottawa Jail.
   c. The Station.
5. Where can you have a drink only when the weather is warm?
   a. At the Salt Palace.
   b. At the Ottawa Jail.
   c. At The Station.

Grammar

Have a look at these sentences. How do you construct them? What do they express? Imagine you have to explain the grammar rules behind them to a friend, what will you tell him/her?

- There is a bar in the Ottawa Jail.
- There are beautiful trees in The Station.
- There aren't any criminals in the Ottawa Jail.
- There isn't a swimming pool.

On these websites Learn English, Woodward English and Englisch-hilfen.de, there are some interesting explanations about the grammar rules for the structures that express the notion of existence. Read the rules and then do the following online exercises: Exercise 1, Exercise 2, Exercise 3 and Exercise 4.

If you feel ready...
... You can see a video class at "'There is' and 'there are' - Learn English Grammar", ABA English.

Pronunciation spot

Let's practise our sounds, shall we?
Look at the video "Learn English Pronunciation: THERE IS / THERE ARE", Englishlink - Free Online English lessons, and practise pronouncing *there is/there are*.
Next, record yourself giving the items of information below that are true for your school.

There *is/isn't* a very good librarian at my school.
There *are some* classrooms/*aren't any* classrooms that look onto a garden.
Is there a swimming pool in your school? *Yes, there is./No, there isn't.*

G.C.A.B.A. | Ministerio de Educación e Innovación | Subsecretaría de Planeamiento e Innovación Educativa.

Are there any lockers in your classroom? *Yes, there are./No, there aren't.*

Finally, send your recording to your teacher. You can do this using Audacity. This tutorial might be useful.

Volver al
Itinerario de actividades

G.C.A.B.A. | Ministerio de Educación e Innovación | Subsecretaría de Planeamiento e Innovación Educativa.

Actividad de lectura y vacío de información
Jigsaw Reading: an information gapped activity

Actividad 3

a. Which of these buildings do you know?

1.

2.



3.

4.

Follow these steps:

- Read.
- Identify information.
- Interact to exchange information.
- Fill in the chart with the information you have obtained.

b. Get ready to exchange information about these buildings with the other members of your group. You have to find out the following information:

What kind of building is it?			
Where is this building?			
How old is it?			
What is it like?			
What is special about it?			
What can you do there?			
What's the address?			
What's the telephone number?			

Look at the card your teacher will give you, identify the information you have to give and highlight it. Then interact with your partners and exchange information. Fill in the chart with the information you get from your partners.

Card 1. Teatro Colón 2

The *Teatro Colón* is the main opera house in Buenos Aires, Argentina. It is in the heart of the city. There are two entrances: one on Libertad Street and the other on Cerrito Street.

It first opened on May 25th, 1908.

It is the third best opera house in the world. It is world famous for its exceptional acoustics and architecture.

The auditorium has 2,487 seats, and standing room for 1,000. The building has 6 floors above ground and 3 below ground. There are 7 elevators. It has a large central chandelier with 700 light bulbs.

The theatre has its own permanent orchestra and ballet companies, as well as a choir. It has its own production workshops that make the shoes and costumes the singers and dancers wear.

You can also study at the theatre. It offers programs in Dance, Vocal Performance, Orchestral Academy, Operatic Staging and Direction, Musical Preparation of Opera and Theatrical Wig and Make-Up Artistry.

G.C.A.B.A. | Ministerio de Educación e Innovación | Subsecretaría de Planeamiento e Innovación Educativa.

There are guided tours every day from 9 a.m. to 5 p.m.

Cerrito 628. +54 11 4378 7100

For more information visit our site.

Card 2. Pasaje Barolo

Pasaje/Palace Barolo is an incredible work of architecture located in Buenos Aires' historic city center on Avenida de Mayo and Hipólito Yrigoyen, in the neighborhood of Monserrat. Its construction was completed in 1923.

The poem *The Divine Comedy* by Dante Alighieri inspired the construction of this building, so it has three parts: a paradise, a purgatory and an inferno. The nine domes the building has represent the access to hell (or the inferno). There are twenty two floors, two basements, eleven circular balconies and a lighthouse at the top. The view is beautiful!

The Barolo is not a residential building. Nobody lives in it. It is an office building. It has its own generator. A very modern building for its time!

There are guided tours both during the day (every day except on Tuesdays) and at night (on Tuesdays and Fridays). During the tour, you can visit an office decorated in the 1920s style.

If you visit The Barolo, take a look at the futuristic lifts in the hall on the ground floor.

Palacio Barolo, Av. de Mayo 1370, Buenos Aires, Argentina, +54 11 4381 1885

For more information visit our site.

Card 3. The Planetarium

The Galileo Galilei planetarium, commonly known as Planetario, is located in Parque Tres de Febrero in the Palermo district of Buenos Aires. The Planetarium first opened to the public on April 5th, 1968.

The building has five floors, six staircases and a twenty-meter diameter hall room with three hundred and sixty seats. The inside of the semi-spherical dome is covered with aluminum.

G.C.A.B.A. | Ministerio de Educación e Innovación | Subsecretaría de Planeamiento e Innovación Educativa.

The planetarium itself is located in the centre. It has over one hundred projectors and it is approximately five metres tall and weighs 2.5 tons. It has independent projectors for the Moon, the Sun and the visible planets (Mercury, Venus, Mars, Jupiter and Saturn) and two spheres in the extremes that project 8,900 stars, constellations and nebulas.

The Planetarium is an interesting place to visit. You can do courses in astronomy. There are talks and guided tours. You can also see an interactive exhibition. Don't miss the simulators. They are a lot of fun!

There are shows for children and you can see the stars through the telescopes. Check out the timetables.

There is a museum in the planetarium, too. It has a piece of lunar rock brought to Earth by the Apollo XI mission, a gift from Richard Nixon. The museum is also home to a collection of 100-million-year-old sea life fossils from Neuquén. At the entrance you can see a meteorite that fell in the Province of Chaco.

Planetarium, Av. Sarmiento y B. Roldán, Buenos Aires, Argentina. +54 11 4771 6629

For more information visit our site.

Card 4. National Library 3

This building opened on May 10th, 1992, but the National Library was founded on September 13th, 1810. It is named after its founder and first director, Mariano Moreno.

The National Library has a brutalist architectural style. It stands in the neighbourhood of Recoleta. There are beautiful gardens around it. It has seven floors and three basements. On the top floor there is a terrace with a lovely view to the river on one side and to the city on the other.

The library houses valuable collections of books, maps, magazines, newspapers, scores, visual materials, recordings, and photographs.

The newspaper library is on the first basement. Researchers can access large databases and consult archives if they have a permit.

G.C.A.B.A. | Ministerio de Educación e Innovación | Subsecretaría de Planeamiento e Innovación Educativa.

At the library, users can do activities to learn strategies to use archives and documents. They can also develop skills to have easy access to digital information.

There is an auditorium and an exhibition room on the third floor. The reading rooms are on the fifth and six floors. There are computers and a photocopier on the fifth floor. On every floor there are lockers so you can leave your personal belongings in a safe place. There are two large lifts, but it is always quicker to use the stairs. If you feel hungry or thirsty there is a kiosk on the second floor.

The library offers many cultural activities: it gives workshops and organizes talks. It has its own choir as well.

There are guided tours every day at 4 p.m. except on Sundays. Schools can book special visits from Monday to Friday at 2 p.m.

Agüero 2502. +54 11 4808 6000.

For more information visit our site.

Volver al
Itinerario de actividades

G.C.A.B.A. | Ministerio de Educación e Innovación | Subsecretaría de Planeamiento e Innovación Educativa.

Póngase en blanco y negro
Put it in black and white

Actividad 4

Writing: In pairs write a paragraph on a building of your choice.

a. Choose a place/building that interests you or calls your attention.
You can have a look at Open House Buenos Aires or the webpage of tourism of the government of our city to learn about some of the beautiful buildings our city has.

b. Look up information about it. Use the questionnaire in the box to do this task.

- What building is it?
- Where is it?
- How many floors are there?
- Is it modern or old? How old is it?
- What is it like? What facilities does it have?
- What can you do there?
- What are the opening hours?
- What is special about it?
- Why do you like it?

c. After you have gathered the information, write a paragraph. Show it to other pairs to receive some feedback. They will give you further feedback so you can edit it and write your final draft. Next, send it to your teacher.

Remember to use a variety of connectors to link your ideas. See this animated video on Connectors before you get started.

If you need more practice on connectors visit ESOL courses.

Volver al Itinerario de actividades

G.C.A.B.A. | Ministerio de Educación e Innovación | Subsecretaría de Planeamiento e Innovación Educativa.

Actividad de escucha
Listening

Actividad 5

Listen to the speaker

a. Listen to the speaker and identify what she is talking about:
- a neighbourhood.
- a residential building.
- an educational institution.
- an open space.

b. Now listen for detail. Circle the information that is true.
1. The speaker is *American/Argentine*.
2. She is *married/single*.
3. She lives in *Balvanera/Villa Urquiza*.
4. Her favourite building is *a modern/an old* school.

5. She thinks it is a great place *to learn/to teach*.
6. She thinks this space is a *jewel/treasure* in the middle of the city.

c. Which picture describes the building the speaker is talking about?





G.C.A.B.A. | Ministerio de Educación e Innovación | Subsecretaría de Planeamiento e Innovación Educativa.

If you feel ready... match beginnings and endings.

After entering through the main door and walking through a vestibule, there is an open patio	including the ground floor.
The patio is covered in black and white tile	wood panelings, chalkboards and individual desks.
The hallways are also open to the outside area because of large arches	that was organized by the Centro Cultural Rojas.
The school is a large square with a patio in the middle	that don't have glass.
The building has three storeys	that is open to the outside air.
It is expansive and has many classrooms with high ceilings,	that is common in traditional buildings.
The speaker went to this school to do a poetry workshop	that are held for adults.
There are many workshops and classes	and the hallway is all around the sides.
The speaker loved the building	when she saw the door from the street.
She hadn't expected to find such a beautiful space	since the first moment she stepped inside.

Volver al
Itinerario de actividades

G.C.A.B.A. | Ministerio de Educación e Innovación | Subsecretaría de Planeamiento e Innovación Educativa.

Decilo con un póster
Say it with a poster

Actividad 6

With your partner, design a poster of the building you both have an interest in. To get information about how to design an attractive poster, read the tutorial on designing posters that you will find in wikiHow.

Pay close attention to K. I. S. S. tip!

Get feedback from your mates and teacher and once you have got your final draft ready, publish it on the digital mural or on the platform your teacher has chosen.

You can leave comments on your mates' publications.

Volver al
Itinerario de actividades

Decilo en una publicidad radial
Say it in an ad

Actividad opcional

Now turn your poster into a radio ad. Once you have recorded it, get feedback from your mates first and then from your teacher as you did with your paragraph writing. You might want to send it using Audacity. This tutorial might be useful.

Finally, publish it on the application or platform your teacher has chosen, e.g.: Padlet, Edmodo, or a Blogger.

You could make comments on your mates' ads in the same way people post comments on a website.

Volver al
Itinerario de actividades

G.C.A.B.A. | Ministerio de Educación e Innovación | Subsecretaría de Planeamiento e Innovación Educativa.

G.C.A.B.A. | Ministerio de Educación e Innovación | Subsecretaría de Planeamiento e Innovación Educativa.

Notas

1 Glosario
Salt flat: salar.

2 Glosario
Central chandelier: araña (artefacto de iluminación).
Light bulbs: bombita de luz.
Choir: coro.
Wig: peluca.
Make-up artistry: maquillaje profesional.

3 Glosario
Scores: partituras.
Archives: archivos.
Personal belongings: objetos personales.
Workshops: talleres.

Imágenes

Página 8. Salt Hotel 1, Celine O'Neill, Wikimedia Commons, https://bit.ly/2KVmOgH.
Salt Hotel 5, Funkz, Wikimedia Commons, https://bit.ly/2IZU053.
Salt Hotel 4, Jimmy Harris, Wikimedia Commons, https://bit.ly/2tXG1HU.

Página 9. Nicholas Street Gaol, Ottawa, Canada, SimonP, Wikimedia Commons, https://bit.ly/2KOCUvO.
Nicholas Street Gaol Gallows, Jc128842 (Jeff Johnston), Wikimedia Commons, https://bit.ly/2IXxxFG.
Nicholas Street Gaol Gallows, Ottawa, Canada, Jc128842 (Jeff Johnston), Wikimedia Commons, https://bit.ly/2u2A5xq.

Página 10. Vagón de pasajeros 4, La Estación, https://bit.ly/2KQhjTx.
Vagón de pasajeros 8, La Estación, https://bit.ly/2IUT7kW.
Vagón de pasajeros 3, La Estación, https://bit.ly/2IZcnXF.

Página 12. Teatro Colón, Raphael Henrique Figueira, Wikimedia Commons, https://bit.ly/2tXGJoy.
Palacio Barolo, Alienlanus, Wikimedia Commons, https://bit.ly/2m0dehO.
Planetario de Buenos Aires, Luis Argerich, Wikimedia Commons, https://bit.ly/2MVi2jX.
Biblioteca Nacional, Leandro Kibisz, Wikimedia Commons, https://bit.ly/2KVAZT4.

Página 18. Ilustraciones edificios, Federico Combi.

Vamos Buenos Aires