

# Lenguas Adicionales Inglés



Actividades para los estudiantes

Primer año

## Likes and dislikes

Serie PROFUNDIZACIÓN - NES



Buenos Aires Ciudad



Vamos Buenos Aires

JEFE DE GOBIERNO  
Horacio Rodríguez Larreta

MINISTRA DE EDUCACIÓN  
María Soledad Acuña

SUBSECRETARIO DE PLANEAMIENTO E INNOVACIÓN EDUCATIVA  
Diego Javier Meiriño

DIRECTORA GENERAL DE PLANEAMIENTO EDUCATIVO  
María Constanza Ortiz

GERENTE OPERATIVO DE CURRÍCULUM  
Javier Simón

GERENTA OPERATIVA DE LENGUAS EN LA EDUCACIÓN  
Cristina Banfi

DIRECTOR GENERAL DE TECNOLOGÍA EDUCATIVA  
Santiago Andrés

GERENTA OPERATIVA DE TECNOLOGÍA E INNOVACIÓN EDUCATIVA  
Mercedes Werner

SUBSECRETARIA DE COORDINACIÓN PEDAGÓGICA Y EQUIDAD EDUCATIVA  
Andrea Fernanda Bruzos Bouchet

SUBSECRETARIO DE CARRERA DOCENTE Y FORMACIÓN TÉCNICA PROFESIONAL  
Jorge Javier Tarulla

SUBSECRETARIO DE GESTIÓN ECONÓMICO FINANCIERA Y ADMINISTRACIÓN DE RECURSOS  
Sebastián Tomaghelli

## SUBSECRETARÍA DE PLANEAMIENTO E INNOVACIÓN EDUCATIVA (SSPLINED)

**DIRECCIÓN GENERAL DE PLANEAMIENTO EDUCATIVO (DGPLEDU)**

**GERENCIA OPERATIVA DE LENGUAS EN LA EDUCACIÓN (GOLE)**

Cristina Banfi

**COORDINACIÓN DE ESPECIALISTAS:** Sandra Revale

**ESPECIALISTA:** María Martha Crespo

**DIRECCIÓN GENERAL DE TECNOLOGÍA EDUCATIVA (DGTEDU)**

**GERENCIA OPERATIVA DE TECNOLOGÍA E INNOVACIÓN EDUCATIVA (INTEC)**

Mercedes Werner

**COLABORACIÓN DE ESPECIALISTAS DE EDUCACIÓN DIGITAL:** Juan Martín Bregazzi, María de los Ángeles Villanueva

---

**COORDINACIÓN DE MATERIALES Y CONTENIDOS DIGITALES (SSPLINED):** Mariana Rodríguez

**COLABORACIÓN:** Manuela Luzzani Ovide

**AGRADECIMIENTOS:** Julieta Aicardi, Octavio Bally, Pilar Casellas, Ignacio Cismondi, Natalia López

**EDICIÓN Y DISEÑO (GOC)**

**Edición:** Gabriela Berajá, María Laura Cianciolo, Andrea Finocchiaro, Marta Lacour, Sebastián Vargas

**Diseño gráfico:** Silvana Carretero, Alejandra Mosconi, Patricia Peralta

**Actualización web:** Leticia Lobato

Este material contiene las actividades para los estudiantes presentes en *Lenguas adicionales. Inglés. Likes and dislikes*. ISBN 978-987-673-422-6

Se autoriza la reproducción y difusión de este material para fines educativos u otros fines no comerciales, siempre que se especifique claramente la fuente. Se prohíbe la reproducción de este material para reventa u otros fines comerciales.

Las denominaciones empleadas en este material y la forma en que aparecen presentados los datos que contiene no implica, de parte del Ministerio de Educación del Gobierno de la Ciudad Autónoma de Buenos Aires, juicio alguno sobre la condición jurídica o nivel de desarrollo de los países, territorios, ciudades o zonas, o de sus autoridades, ni respecto de la delimitación de sus fronteras o límites.

En este material se evitó el uso explícito del género femenino y masculino en simultáneo y se ha optado por emplear el género masculino, a efectos de facilitar la lectura y evitar las duplicaciones. No obstante, se entiende que todas las menciones en el género masculino representan siempre a varones y mujeres, salvo cuando se especifique lo contrario.

Fecha de consulta de imágenes, videos, recursos digitales y textos disponibles en internet: 1 de febrero de 2018.

© Gobierno de la Ciudad Autónoma de Buenos Aires / Ministerio de Educación / Subsecretaría de Planeamiento e Innovación Educativa. Dirección General de Planeamiento Educativo / Gerencia Operativa de Currículum, 2018.

Subsecretaría de Planeamiento e Innovación Educativa / Dirección General de Planeamiento Educativo / Gerencia Operativa de Currículum. Av. Paseo Colón 275, 14° piso - C1063ACC - Ciudad Autónoma de Buenos Aires. Teléfono/Fax: 4340-8032/8030

© Copyright © 2018 Adobe Systems Software. Todos los derechos reservados. Adobe, el logo de Adobe, Acrobat y el logo de Acrobat son marcas registradas de Adobe Systems Incorporated.



## ¿Cómo se navegan los textos de esta serie?

Los materiales de Profundización de la NES cuentan con elementos interactivos que permiten la lectura hipertextual y optimizan la navegación. Estos reflejan la interactividad general de la serie.


Para visualizar correctamente la interactividad se sugiere bajar el programa [Adobe Acrobat Reader](#) que constituye el estándar gratuito para ver e imprimir documentos PDF.




Adobe Reader Copyright © 2017.  
Todos los derechos reservados.


### Pie de página

 **Volver a vista anterior** — Al clicar regresa a la última página vista.

 — Ícono que permite imprimir.

 — Folio, con flechas interactivas que llevan a la página anterior y a la página posterior.

### Portada

 — Flecha interactiva que lleva a la página posterior.

### Menú interactivo

#### Actividades

Punto de partida

1<sup>ra</sup> parte

2<sup>da</sup> parte

3<sup>ra</sup> parte

El texto tiene un menú en cada página, cuyos colores indican las secciones que contiene. Las pestañas se encienden señalando el lugar donde está ubicado el lector.

### Íconos y enlaces

- 1 Símbolo que indica una cita o nota aclaratoria. Al clicar se abre un *pop-up* con el texto:

Ovidescim repti ipita  
voluptis audi iducit ut  
qui adis moluptur?  
Quia poria dusam  
serspero valoris quas  
quid moluptur?

Los números indican las referencias de notas al final del documento.

El color azul y el subrayado indican un vínculo a la web o a un documento externo.



“Título del texto”

Indica enlace a un texto.



Indica enlace a un sitio o documento externo.



Indica actividad individual.



Indica actividad grupal.



Actividades

Part 1  
Lead-in

 Activity 1

Look at the painting *Fruit Basket* by Italian artist Giuseppe Arcimboldo (1527-1593) and tick the fruit you can see in the painting. See the list below the painting.





Actividades

Peach



Pear



Orange



Plum



Grapes



Quince



Grapefruit



Apricot



Fig



Tomato



Avocado



Blackcurrant



Cherry



Papaya



Apple



Nectarine



 Activity 2

In pairs, do this fruit crossword puzzle.

DOWN

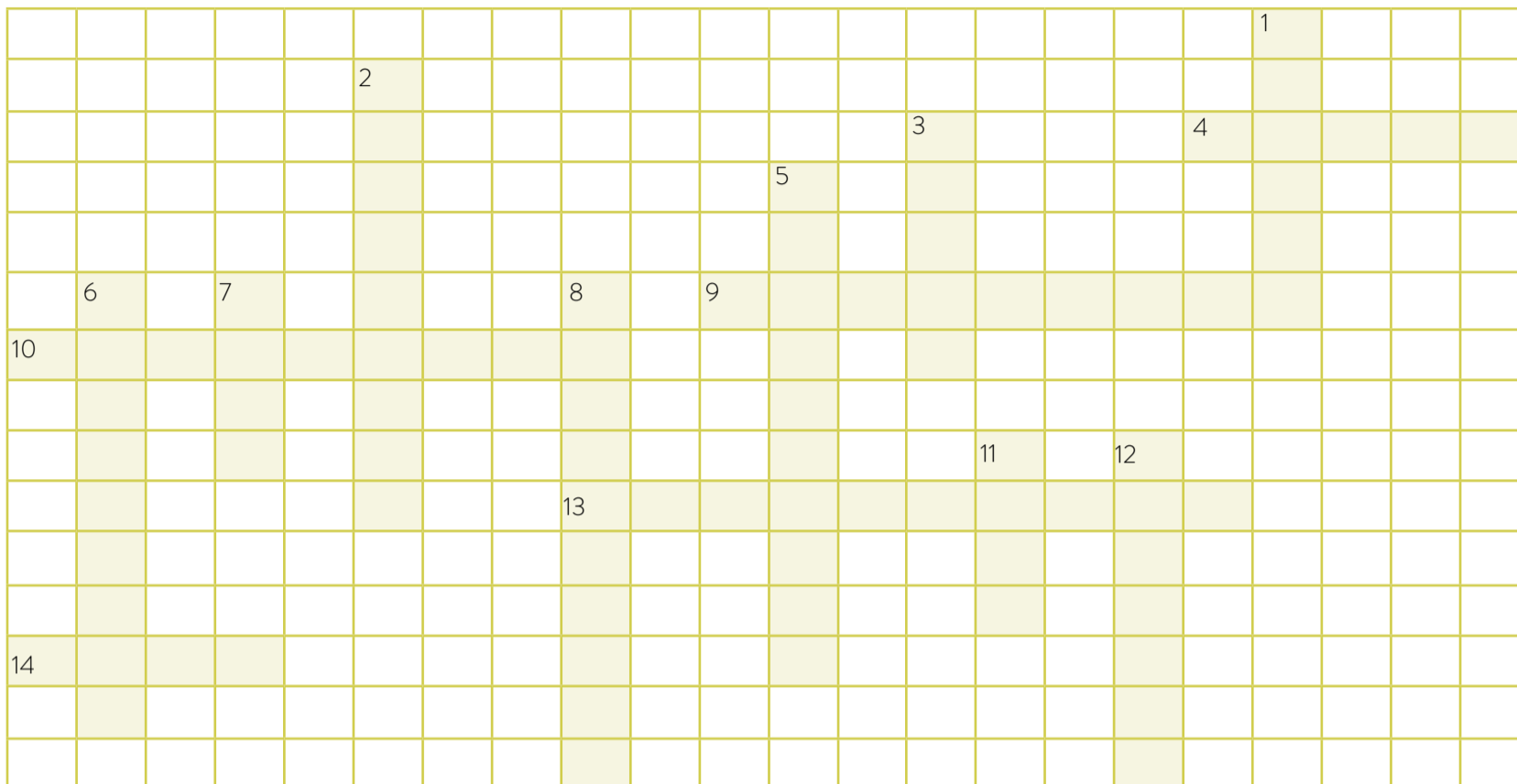
1. A small round red or black fruit. It's very sweet.
2. A fruit with smooth thin skin and a large seed. It is a type of peach.
3. A small green or purple fruit with seed inside. You can make wine with them.
5. A small soft dark fruit that grows on a bush. It's not a strawberry, and it's not a blueberry, but it's a dark berry.
6. A large fruit with thick brown skin, very difficult to peel. It's yellow inside.
7. A citric with a hard green skin.
8. Small, red, sweet fruit with a lot of very small seeds on its skin.
11. Is white inside, and has yellow or green skin.
12. It has a hard brown shell with fresh liquid inside, like milk. You can find it on a palm tree.

ACROSS

4. Yellow citric with a hard yellow skin.
9. A small soft red fruit that grows on a bush, you can make jam with it.
10. Brown hairy skin, green in the inside.
13. It's got green stripes in the outside and it's pink in the inside. It's got big black seeds.
14. A small round fruit with purple, red, or yellow skin a large hard seed inside.



Actividades



You can use the following tool [Instant Online Crossword Puzzle Maker](#) to create crossword puzzles.

Activity 3

Ask your partner the following questions.

- Do you like eating fruit?
- What is your favourite fruit?
- How many pieces of fruit do you have a day?

Part 2  
Development

Activity 4

You are about to hear two people talking about their favourite things. Before you do the listening, get together with a partner and ask each other the following questions:



Actividades

	Your classmate	You
<b>What</b> is your favourite food?		
<b>What</b> is your favourite movie?		
<b>Who</b> is your favourite actor?		
<b>What</b> is your favourite season?		
<b>When</b> is your birthday?		
<b>What</b> is your favourite city?		

You can then report to the class similarities and differences using the following language:

Neither of us likes / enjoys eating...

Both of us like seeing...

I love (spring) because... while my partner likes (winter) because...

 Activity 5

- Click on the link [ello](#) and listen to Todd and Aimee talking about their favourite things. Then, do the quiz and the vocabulary activity online.
- Remember that after verbs such as *like*, *dislike*, *enjoy*, *love*, *hate* you use a gerund (e.g. like + verb + ing) or a noun. Here's an interesting explanation for this grammar rule. Watch the presentation [Like / hate + gerund](#) and answer the questions in it with a partner.

 Activity 6

If you need more practice on this kind of questions, you can do this activity at home: [Grammar Wh-questions](#).





Actividades

Activity 7

Read the following article and complete the sentences below the article with the correct name of the celebrity. Once you do, circle **he**, **she**, **his** or **her** as appropriate.

## 27 Dishes That Are Celebrity-Approved



### Emma Watson: Mexican Food

We'd like Emma Watson to cook us breakfast any time. Her go-to menu is Mexican food: "I make a really amazing egg tortilla in the morning. It's my special thing. I make guacamole, salsa, and scrambled eggs, and then I cook the tortilla. It's pretty simple, really, but yummy."

All the texts were written by Erin Cullum. (Source: Popsugar).

### Justin Bieber: Spaghetti Bolognese



Justin Bieber knows Italian food is hard to resist: his favorite meal is spaghetti bolognese.



### Jennifer Aniston: Nachos

Jennifer Aniston said nachos are the one food she loves so much that if she dropped it on the floor, she'd eat it anyway. "I fry the chips myself. Just take a tortilla, cut it into triangles, and throw them in coconut oil."  
*(Adapted version).*



### Selena Gomez: Pickles

Her fans know that the singer is obsessed with pickles. They're even part of her on-tour essentials!  
*(Adapted version).*



### Barack Obama: Broccoli

Do you love broccoli as much as the former president of the USA does? OK, does that really count as comfort food? He also likes eating seven almonds every evening.  
*(Adapted version).*



Actividades



**Jennifer Lawrence: Cool Ranch Doritos**

OK, so maybe this isn't Jennifer Lawrence's favorite food overall, but it's her favorite junk food. "Cool Ranch Doritos are my girl."

**Aaron Paul: Pizza**



Pizza makes a frequent appearance on Aaron Paul's Instagram. His favorite combo? Pepperoni and jalapeños.



**Jennifer Garner: Anything Her Mom Cooks**

For Jennifer Garner, the perfect snack is cheese, crackers, and an apple, but the actress's favorite comfort food? "Anything my mom puts in front of me."

Find a celebrity who...

eats healthy food.

takes photos of his/her favourite food and uploads them.

loves pasta.

makes a delicious breakfast.

uses a special kind of oil to fry his/her favourite food.

finds his/her mother's homemade food irresistible.



Actividades

is mad about his/her favourite food and never forgets to take some when he/she is working.

likes eating something that is not very healthy.

Activity 8

Watch the video [Food & Hands Explainer](#) and work on this excerpt: from 0 to 0: 50. Before you start the video session, make sure you know the words listed in activity a. If you do not, you can use Google and look them up using images option, or look up the words in any of these dictionaries:

[Wordreference.](#)

[Cambridge Dictionary](#)

[Merriam-Webster](#)

c. Put a cross next to the food and beverages you can see on the video (Play the video with the volume turned down first).

- |               |                          |                    |                          |               |                          |
|---------------|--------------------------|--------------------|--------------------------|---------------|--------------------------|
| ice-cream     | <input type="checkbox"/> | shrimps            | <input type="checkbox"/> | apple pie     | <input type="checkbox"/> |
| kiwi fruit    | <input type="checkbox"/> | coffee             | <input type="checkbox"/> | syrup         | <input type="checkbox"/> |
| hamburger(s)  | <input type="checkbox"/> | tea                | <input type="checkbox"/> | waffle(s)     | <input type="checkbox"/> |
| fish          | <input type="checkbox"/> | sausage(s)         | <input type="checkbox"/> | pizza         | <input type="checkbox"/> |
| steak         | <input type="checkbox"/> | grilled vegetables | <input type="checkbox"/> | tomato sauce  | <input type="checkbox"/> |
| meat kebab    | <input type="checkbox"/> | banana             | <input type="checkbox"/> | black pudding | <input type="checkbox"/> |
| hot-dog(s)    | <input type="checkbox"/> | mustard            | <input type="checkbox"/> | bacon         | <input type="checkbox"/> |
| bun           | <input type="checkbox"/> | ketchup            | <input type="checkbox"/> | cheese fondue | <input type="checkbox"/> |
| loaf of bread | <input type="checkbox"/> | wine               | <input type="checkbox"/> | sandwich(es)  | <input type="checkbox"/> |
| rice          | <input type="checkbox"/> | beer               | <input type="checkbox"/> | carrot(s)     | <input type="checkbox"/> |
| mixed salad   | <input type="checkbox"/> | water              | <input type="checkbox"/> | doughnut(s)   | <input type="checkbox"/> |
| French fries  | <input type="checkbox"/> | spaghetti          | <input type="checkbox"/> | fried egg(s)  | <input type="checkbox"/> |
| soup          | <input type="checkbox"/> | oil                | <input type="checkbox"/> |               |                          |



Actividades

d. Watch the video with the volume turned up now and decide if this application makes

- 1. shopping for food easy.
- 2. choosing what to eat easy.
- 3. cooking a meal easy.

e. If you feel ready, tick the lines that you hear on the ad:

- 1. a. Now what would I like?
- b. Now what do I want?
  
- 2. a. Maybe I should go get some sushi
- b. Maybe I could go get some sushi
  
- 3. a. Let's have a barbecue
- b. Why not a barbecue?
  
- 4. a. I can go for a pizza.
- b. I could go for a pizza.

d. What ethnic food is mentioned?

- |                                         |                                       |                                      |
|-----------------------------------------|---------------------------------------|--------------------------------------|
| 1. Vietnamese. <input type="checkbox"/> | 2. Japanese. <input type="checkbox"/> | 3. Chinese. <input type="checkbox"/> |
| 4. Korean. <input type="checkbox"/>     | 5. British. <input type="checkbox"/>  | 6. Spanish. <input type="checkbox"/> |

Actividades

Para volver sobre el vocabulario se puede pedir a los estudiantes que clasifiquen las palabras en el ejercicio **a** en las siguientes categorías: dressings, beverages, fast-food, snacks, fruit, desserts, main course, etcetera.

Otra manera de repasar el vocabulario visto es jugar a Odd-man-out (Which Word is different and why?) Es muy simple de armar, por ejemplo:

1. Wine – beer – juice – water-tea. (*tea* is different because it is hot).
2. Hot dog- hamburger - salad - French fries. (*salad* is different because it is healthy).

 Activity 9

### How can you pronounce “s-endings”? /s/ /z/ /iz/?

After surfing the web looking up a video on the pronunciation rules of “s-endings” and doing the online activities, you can participate in this tongue twister challenge. Say these tongue twisters:

- Six silly sisters simply singing.
- She sells seashells by the seashore.
- Nine nice night nurses nursing nicely.
- I saw Susie sitting in a shoe shine shop. Where she sits she shines, and where she shines she sits.

## Part 3 Final Task

### Say it with a poem or say it in a rap

- a. List off what you ...
  - like eating and doing
  - don't like eating or doing
  - hate eating and doing
- b. Choose the list you like best.

This is my list. It is a list of the things I hate:

eating coconut cake  
drinking black coffee  
drinking green tea  
going for a run  
eating cold pasta  
having no money  
eating fast food  
getting lost  
feeling cold  
losing my keys

### Hate and cake rhyme

- c. Add more things to your list. This time try finding rhyming words and rearranging your words so that you put the rhyming words at the end of every other line. You can use these dictionaries for rhyming words:

[Word Hippo](#)

[Rhymer](#)

Actividades

These are my rearranged lines:

drinking black coffee  
eating coconut cake  
losing my keys  
looking at an empty plate  
drinking green tea  
going to bed late  
having no money  
having to wait

d. End your poem with these lines:

*These are the things I hate*

Drinking black coffee  
eating coconut cake  
losing my keys  
looking at an empty plate  
drinking green tea  
going to bed late  
having no money  
having to wait  
These are the things I hate!

e. Can you write a poem/rap about the things you like, the things you do not like or the things you hate?

f. Read your poem or say your rap.

**Follow-up**

Watch the video [“My Favourite Things”](#) about Life’s little pleasures and say what this woman loves doing. Then, you could record yourself talking about your favourite things and send the message to your teacher and/or mates.



### Imágenes · Actividades para los estudiantes

Página 5. Fruit Basket, de Giuseppe Arcimboldo, Wikimedia Commons, [goo.gl/WNtxJq](https://goo.gl/WNtxJq).

Página 9. Emma Watson, Wikimedia Commons, [goo.gl/r1S2Zx](https://goo.gl/r1S2Zx).

Jennifer Aniston, Wikimedia Commons, [goo.gl/u9gVAo](https://goo.gl/u9gVAo).

Barack Obama, Wikimedia Commons, [goo.gl/eFPp7h](https://goo.gl/eFPp7h).

Justin Bieber, Wikimedia Commons, [goo.gl/s3MNw1](https://goo.gl/s3MNw1).

Selena Gómez, Wikimedia Commons, [goo.gl/MD54CM](https://goo.gl/MD54CM).

Página 10. Jennifer Lawrence, Wikimedia Commons, [goo.gl/VaF6c5](https://goo.gl/VaF6c5).

Jennifer Garner, [goo.gl/Ut3yBn](https://goo.gl/Ut3yBn).

Aaron Paul, Getty images, Amanda Edwards, [goo.gl/tZdbZm](https://goo.gl/tZdbZm).

Fecha de consulta de imágenes disponibles en internet: 1 de febrero de 2018.





**Vamos Buenos Aires**