

GOBIERNO DE LA CIUDAD DE BUENOS AIRES
SECRETARIA DE AMBIENTE
AGENCIA DE PROTECCIÓN AMBIENTAL
DIRECCIÓN GENERAL DE CONTROL AMBIENTAL
Gerencia Operativa de Determinaciones Ambientales y Laboratorio
Subgerencia Operativa Monitoreo Atmosférico

Monitoreo Atmosférico Automático - Red de Estaciones EPA (*)
ÓXIDOS DE NITRÓGENO(PPB)
ESTACIÓN PARQUE CENTENARIO
ENERO 2020

| ENERO 2020 | Promedio 24 Hs | | | PROMEDIO 8 HS | | | | | | | | | Promedio 1 Hora | | | | | |
|------------|----------------|-----------|-----------|---------------|-----------|-----------|----------|-----------|-----------|----------|-----------|-----------|-----------------|-----------|-----------|----------|-----------|-----------|
| | NO (PPB) | NO2 (PPB) | NOX (PPB) | 0 a 8 | | | 8 a 16 | | | 16 a 24 | | | Max | | | Min | | |
| | | | | NO (PPB) | NO2 (PPB) | NOX (PPB) | NO (PPB) | NO2 (PPB) | NOX (PPB) | NO (PPB) | NO2 (PPB) | NOX (PPB) | NO (PPB) | NO2 (PPB) | NOX (PPB) | NO (PPB) | NO2 (PPB) | NOX (PPB) |
| 1 | 1 | 2 | 3 | 1 | 3 | 4 | s/d | s/d | s/d | 1 | 3 | 4 | 2 | 6 | 8 | 0 | 0 | 1 |
| 2 | 5 | 3 | 7 | s/d | s/d | s/d | 7 | 3 | 10 | 3 | 2 | 5 | 17 | 8 | 24 | 0 | 1 | 2 |
| 3 | s/d | s/d | s/d | s/d | s/d | s/d | 17 | 3 | 20 | 6 | 11 | 17 | 63 | 14 | 70 | 1 | 1 | 2 |
| 4 | 4 | 8 | 12 | 3 | 7 | 10 | 7 | 7 | 14 | 2 | 11 | 13 | 11 | 18 | 21 | 1 | 4 | 5 |
| 5 | 4 | 10 | 13 | 2 | 9 | 11 | 5 | 8 | 13 | 4 | 12 | 16 | 13 | 17 | 27 | 0 | 5 | 8 |
| 6 | 13 | 13 | 26 | 9 | 11 | 20 | 18 | 14 | 32 | 14 | 13 | 26 | 34 | 27 | 60 | 0 | 3 | 3 |
| 7 | 20 | 19 | 38 | 17 | 17 | 34 | 26 | 17 | 43 | 17 | 22 | 38 | 46 | 25 | 68 | 3 | 11 | 14 |
| 8 | 12 | 18 | 29 | 10 | 15 | 25 | 14 | 16 | 29 | 13 | 22 | 34 | 30 | 27 | 55 | 1 | 7 | 8 |
| 9 | 4 | 18 | 22 | 1 | 11 | 12 | 7 | 21 | 29 | 2 | 21 | 24 | 13 | 33 | 40 | 0 | 7 | 7 |
| 10 | 5 | 18 | 23 | 1 | 10 | 11 | 8 | 19 | 27 | 7 | 25 | 32 | 14 | 34 | 42 | 0 | 5 | 5 |
| 11 | 10 | 20 | 30 | 10 | 23 | 34 | 7 | 13 | 20 | 13 | 24 | 37 | 34 | 40 | 73 | 1 | 9 | 12 |
| 12 | 3 | 12 | 15 | 4 | 18 | 22 | 3 | 9 | 13 | 2 | 8 | 9 | 18 | 37 | 56 | 0 | 5 | 7 |
| 13 | 4 | 10 | 14 | 1 | 6 | 7 | 8 | 11 | 19 | 3 | 14 | 16 | 11 | 17 | 22 | 0 | 3 | 3 |
| 14 | 16 | 16 | 32 | 3 | 8 | 11 | 27 | 16 | 43 | 17 | 24 | 41 | 44 | 34 | 65 | 0 | 3 | 4 |
| 15 | 21 | 20 | 40 | 12 | 18 | 29 | 42 | 23 | 66 | 8 | 17 | 26 | 82 | 40 | 113 | 1 | 6 | 8 |
| 16 | 15 | 15 | 30 | 7 | 9 | 15 | 17 | 14 | 31 | 21 | 21 | 43 | 34 | 27 | 62 | 0 | 4 | 4 |
| 17 | 10 | 16 | 25 | 9 | 17 | 27 | 13 | 11 | 24 | 7 | 18 | 24 | 31 | 27 | 58 | 0 | 10 | 11 |
| 18 | 4 | 14 | 18 | 3 | 15 | 18 | 5 | 9 | 14 | 3 | 18 | 20 | 7 | 27 | 30 | 1 | 7 | 9 |
| 19 | 3 | 15 | 17 | 2 | 15 | 17 | 3 | 7 | 10 | 3 | 22 | 25 | 6 | 31 | 33 | 1 | 6 | 8 |
| 20 | 16 | 26 | 41 | 14 | 31 | 45 | 22 | 22 | 45 | 11 | 23 | 34 | 46 | 48 | 76 | 3 | 11 | 14 |
| 21 | 13 | 21 | 34 | 8 | 18 | 26 | 25 | 28 | 54 | 4 | 17 | 21 | 58 | 35 | 93 | 1 | 12 | 14 |
| 22 | 5 | 10 | 15 | 2 | 8 | 10 | 7 | 9 | 16 | 5 | 13 | 18 | 16 | 22 | 37 | 1 | 5 | 6 |
| 23 | 10 | 11 | 21 | 5 | 8 | 12 | 14 | 9 | 23 | 11 | 17 | 28 | 32 | 25 | 57 | 1 | 4 | 5 |
| 24 | 15 | 18 | 33 | 7 | 11 | 19 | 21 | 17 | 38 | 18 | 24 | 42 | 30 | 26 | 48 | 3 | 8 | 12 |
| 25 | 6 | 14 | 19 | 8 | 15 | 23 | 7 | 13 | 20 | 2 | 13 | 14 | 20 | 20 | 36 | 1 | 9 | 10 |
| 26 | 5 | 10 | 15 | 3 | 10 | 14 | 5 | 8 | 13 | 6 | 12 | 18 | 11 | 20 | 31 | 1 | 7 | 8 |
| 27 | 4 | 8 | 12 | 2 | 6 | 7 | 8 | 10 | 17 | 3 | 9 | 12 | 13 | 11 | 25 | 0 | 3 | 3 |
| 28 | 10 | 13 | 23 | 4 | 9 | 13 | 11 | 10 | 21 | 15 | 19 | 34 | 23 | 26 | 49 | 0 | 5 | 6 |
| 29 | 12 | 15 | 26 | 9 | 15 | 23 | 22 | 18 | 40 | 4 | 11 | 16 | 61 | 27 | 86 | 2 | 8 | 10 |
| 30 | 11 | 11 | 21 | 9 | 9 | 17 | 17 | 11 | 28 | 6 | 13 | 19 | 43 | 16 | 57 | 1 | 5 | 5 |
| 31 | 17 | 19 | 36 | 19 | 15 | 34 | 22 | 19 | 41 | 8 | 25 | 33 | 62 | 32 | 81 | 1 | 10 | 11 |

PARAMETROS ESTADISTICOS

| ENERO 2020 | Promedios de 24 hs | | | Promedios de 8 hs | | | | | | | | | Promedios de 1 hora | | | |
|-------------------|--------------------|-----------|-----------|-------------------|-----------|-----------|---------------|-----------|-----------|---------------|-----------|-----------|---------------------|-----------|-----------|----|
| | NO (PPB) | NO2 (PPB) | NOX (PPB) | 00:00 a 08:00 | | | 08:00 a 16:00 | | | 16:00 a 24:00 | | | NO (PPB) | NO2 (PPB) | NOX (PPB) | |
| | | | | NO (PPB) | NO2 (PPB) | NOX (PPB) | NO (PPB) | NO2 (PPB) | NOX (PPB) | NO (PPB) | NO2 (PPB) | NOX (PPB) | | | | |
| Cantidad de Datos | 30 | 30 | 30 | 29 | 29 | 29 | 30 | 30 | 30 | 31 | 31 | 31 | 728 | 728 | 728 | |
| Mínimo | 1 | 2 | 3 | 1 | 3 | 4 | 3 | 3 | 10 | 1 | 2 | 4 | 0 | 0 | 1 | |
| Percentiles | 95 | 18 | 21 | 39 | 16 | 21 | 34 | 26 | 23 | 50 | 17 | 25 | 42 | 32 | 29 | 57 |
| | 98 | 20 | 23 | 41 | 18 | 27 | 39 | 33 | 25 | 59 | 19 | 25 | 42 | 43 | 32 | 69 |
| Máximo | 21 | 26 | 41 | 19 | 31 | 45 | 42 | 28 | 66 | 21 | 25 | 43 | 82 | 48 | 113 | |
| Media Aritmética | 9 | 14 | 23 | 6 | 13 | 19 | 14 | 13 | 27 | 8 | 16 | 24 | 9 | 14 | 23 | |
| Desvío Estándar | 6 | 5 | 10 | 5 | 6 | 10 | 9 | 6 | 14 | 6 | 6 | 11 | 11 | 8 | 16 | |
| Mediana | 10 | 14 | 22 | 5 | 11 | 17 | 12 | 12 | 23 | 6 | 17 | 24 | 5 | 12 | 19 | |

PPB: Una parte en volumen de Óxido de Nitrógeno en mil millones de partes en volumen de Aire Ambiente

* Datos recabados con Monitores automáticos en cumplimiento de Normas de la Environmental Protection Agency(EPA-EU)

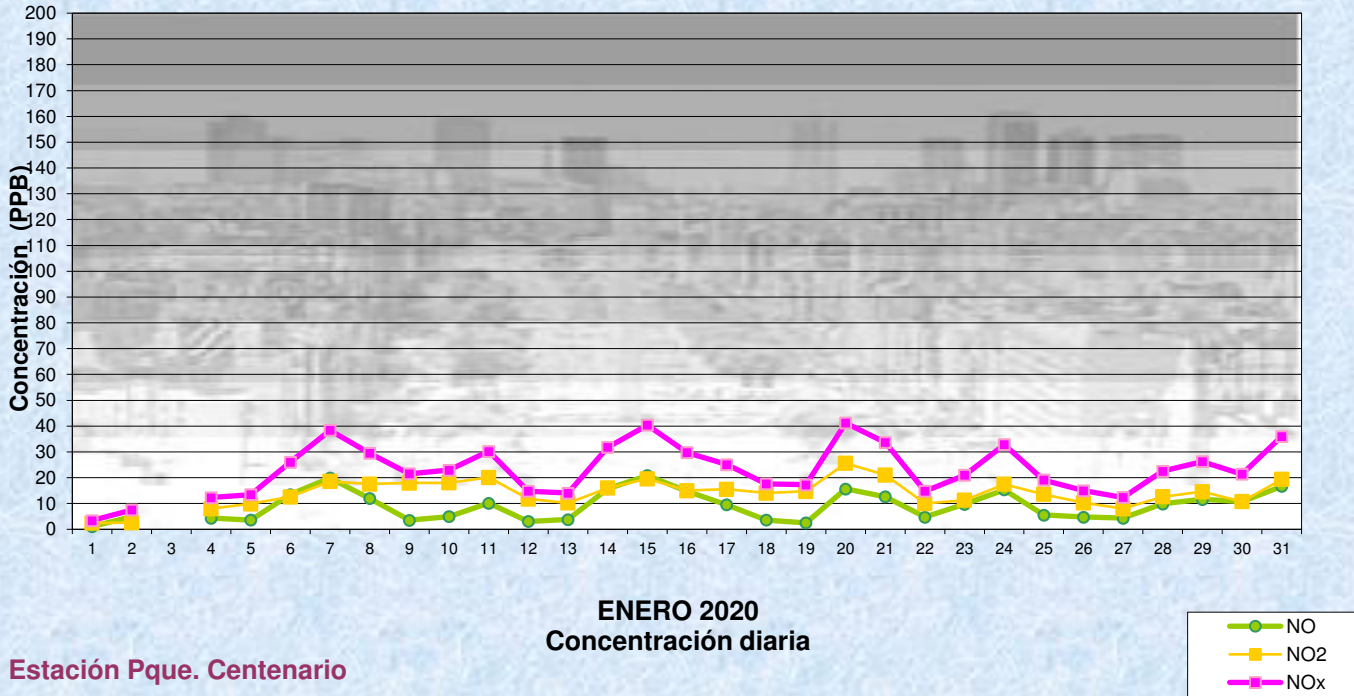
Cantidad de períodos de 1 hora que excedieron la norma de Calidad de Aire (*1)

| |
|-----------------------------|
| Promedio 1 Hora NO2 (*1) |
| 0 |

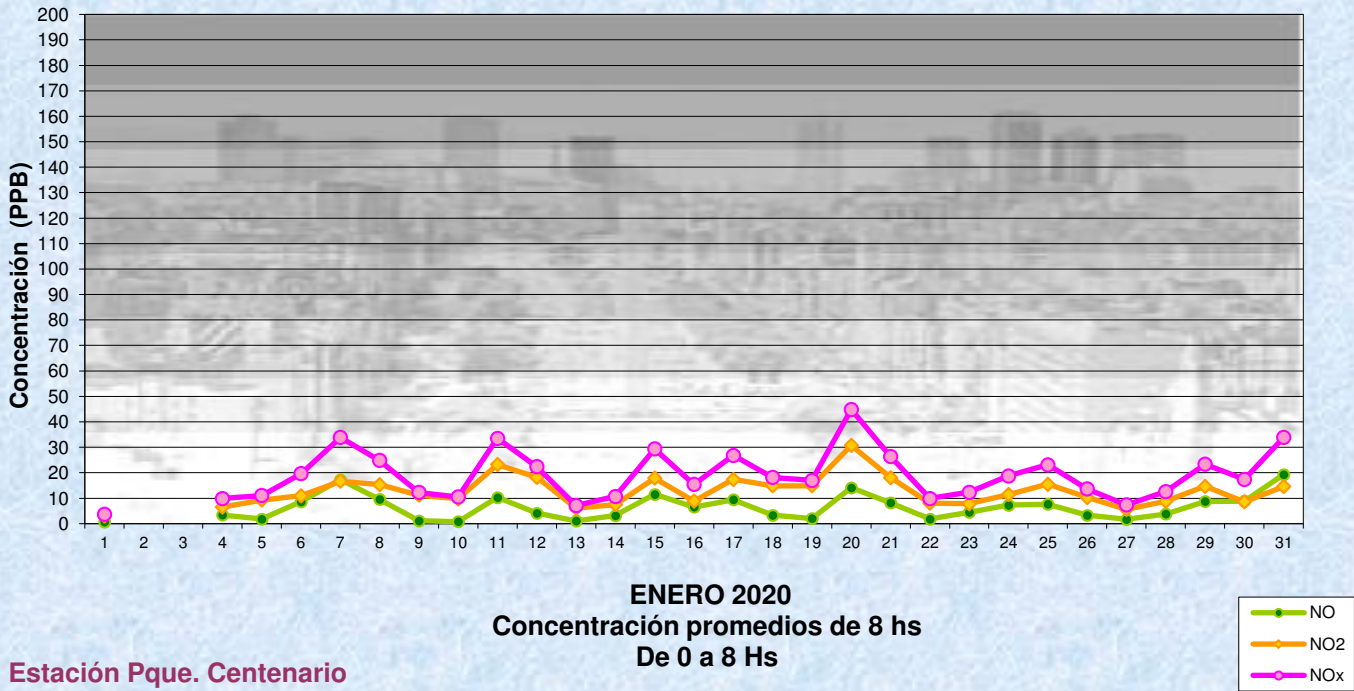
Las excedencias se evalúan de acuerdo a los siguientes Límites Admisibles:

(*1)Estándar de Calidad de Aire para NO2 en 1 hora: 0,200 PPM (200 PPB) (Dec. 198-06 Reglamentario de Ley 1356-GCBA)

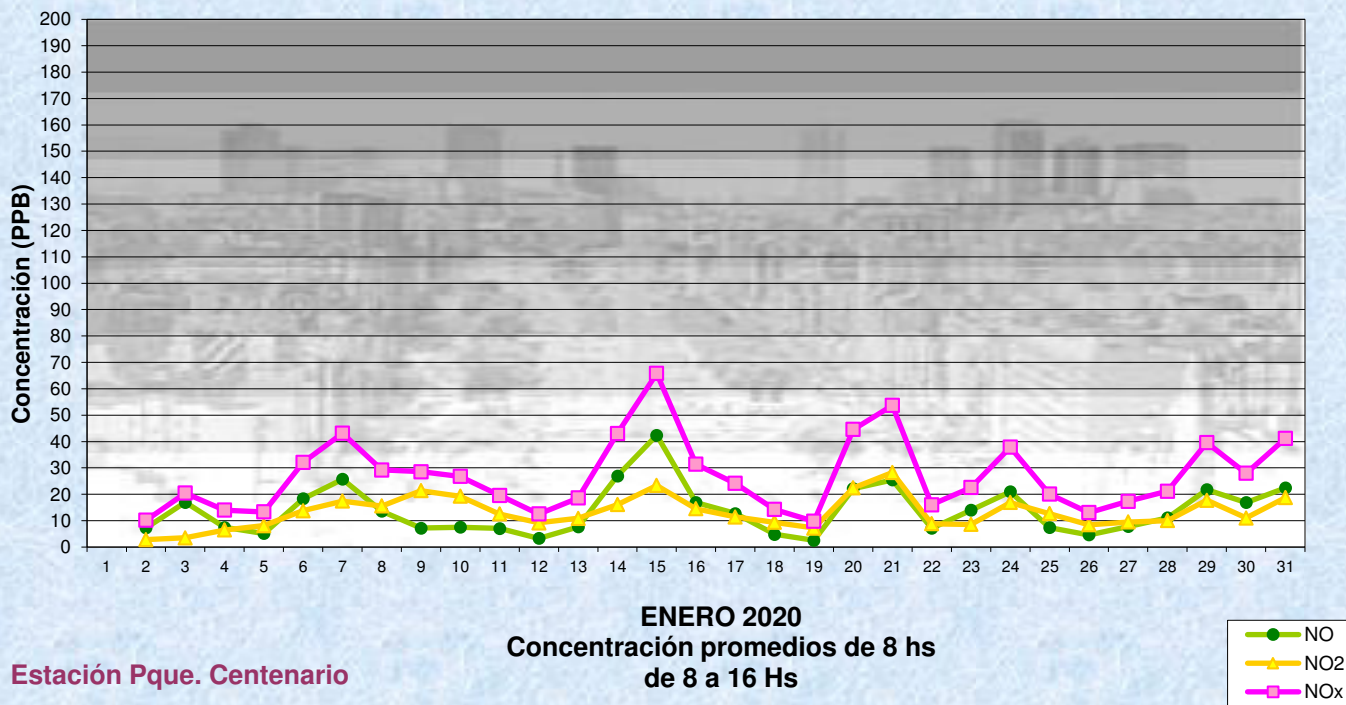
Gobierno de la Ciudad de Buenos Aires
Agencia de Protección Ambiental
Dirección General de Control Ambiental
 Gerencia Operativa de Determinaciones Ambientales y Laboratorio
Monitoreo Atmosférico - Óxidos de Nitrógeno



Gobierno de la Ciudad de Buenos Aires
Agencia de Protección Ambiental
Dirección General de Control Ambiental
 Gerencia Operativa de Determinaciones Ambientales y Laboratorio
Monitoreo Atmosférico - Óxidos de Nitrógeno

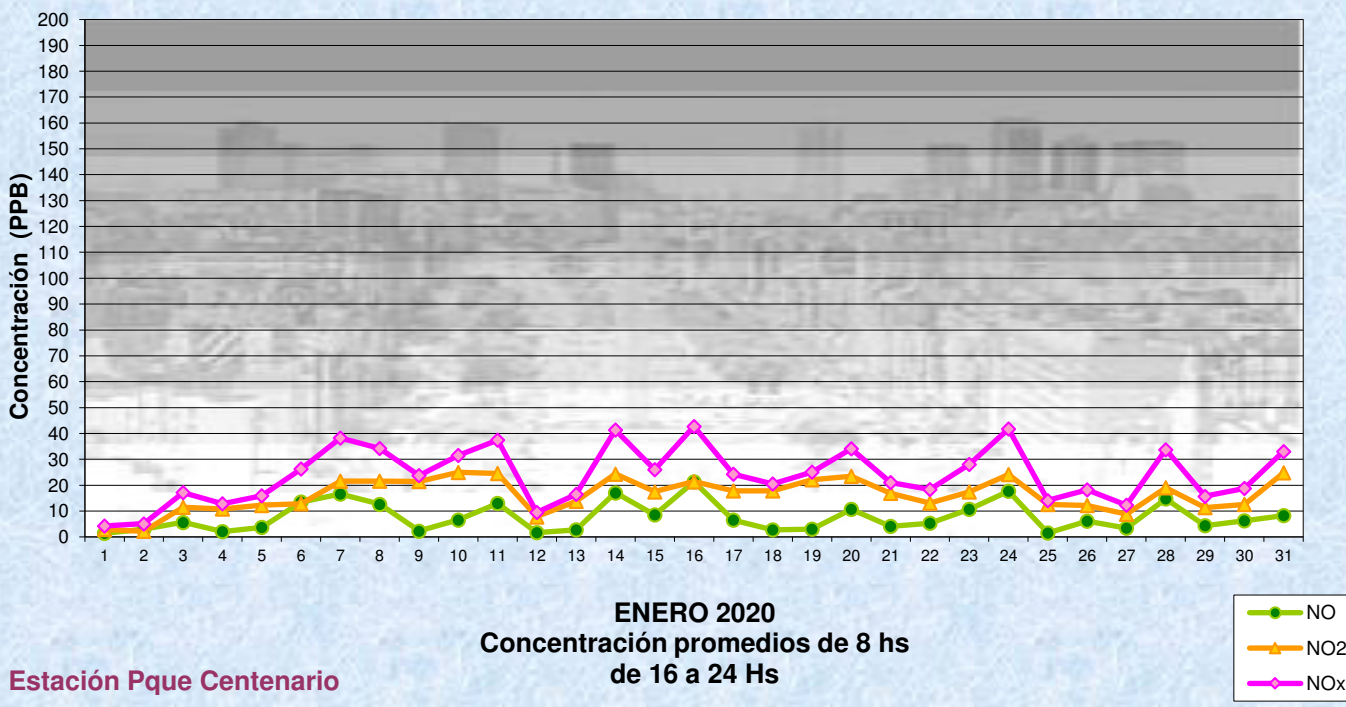


Gobierno de la Ciudad de Buenos Aires
Agencia de Protección Ambiental
Dirección General de Control Ambiental
 Gerencia Operativa de Determinaciones Ambientales y Laboratorio
Monitoreo Atmosférico - Óxidos de Nitrógeno



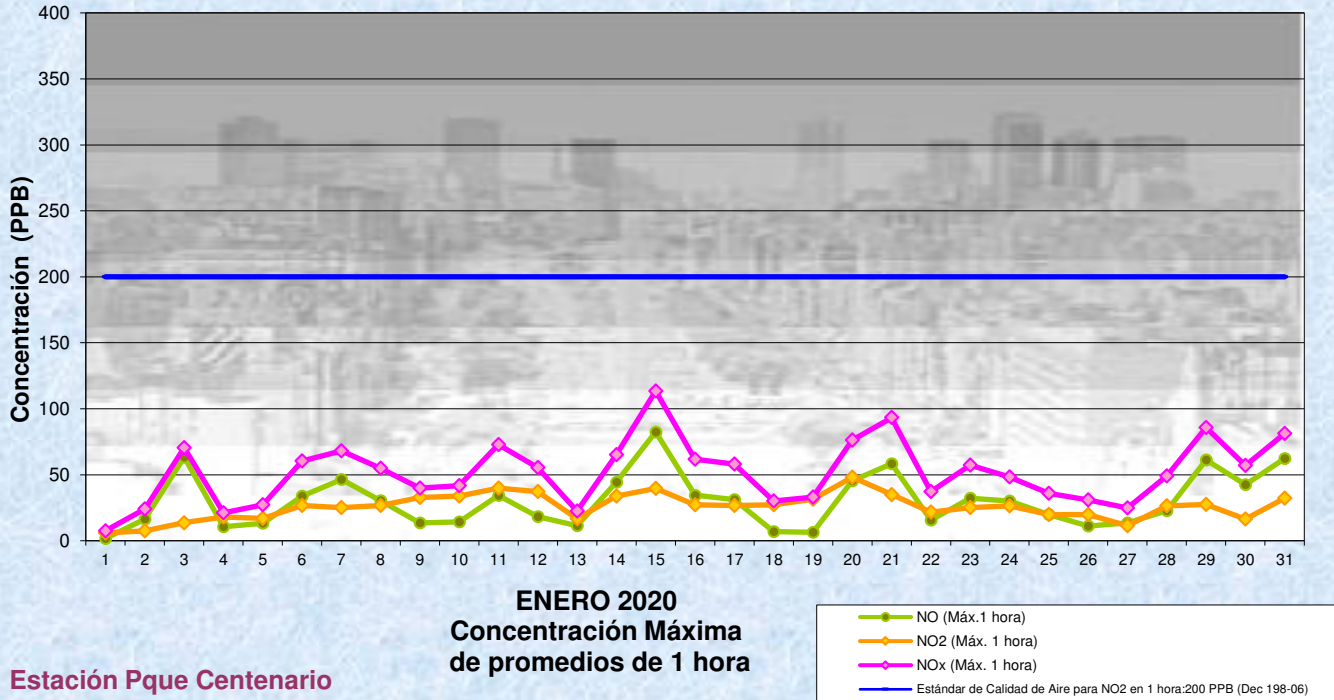
Estación Pque. Centenario

Gobierno de la Ciudad de Buenos Aires
Agencia de Protección Ambiental
Dirección General de Control Ambiental
 Gerencia Operativa de Determinaciones Ambientales y Laboratorio
Monitoreo Atmosférico - Óxidos de Nitrógeno



Estación Pque Centenario

Gobierno de la Ciudad de Buenos Aires
Agencia de Protección Ambiental
Dirección General de Control Ambiental
Gerencia Operativa de Determinaciones Ambientales y Laboratorio
Monitoreo Atmosférico - Óxidos de Nitrógeno



GOBIERNO DE LA CIUDAD DE BUENOS AIRES
SECRETARIA DE AMBIENTE
AGENCIA DE PROTECCIÓN AMBIENTAL
DIRECCIÓN GENERAL DE CONTROL AMBIENTAL
Gerencia Operativa de Determinaciones Ambientales y Laboratorio
Subgerencia Operativa Monitoreo Atmosférico

Monitoreo Atmosférico Automático - Red de Estaciones EPA (*)
ÓXIDOS DE NITRÓGENO(PPB)
ESTACIÓN PARQUE CENTENARIO
ENERO 2020

| HORARIO | HORARIO | | | | | | | | | | | |
|---------------|----------|-----------|-----------|----------|-----------|-----------|------------|-----------|-----------|------------|-----------|-----------|
| | Mensual | | | Sábado | | | Dom y Feri | | | Lun a Vier | | |
| | NO (PPB) | NO2 (PPB) | NOx (PPB) | NO (PPB) | NO2 (PPB) | NOx (PPB) | NO (PPB) | NO2 (PPB) | NOx (PPB) | NO (PPB) | NO2 (PPB) | NOx (PPB) |
| 23:00 a 00:00 | 6 | 15 | 21 | 9 | 19 | 28 | 4 | 14 | 18 | 6 | 15 | 21 |
| 00:00 a 01:00 | 4 | 14 | 18 | 12 | 23 | 35 | 2 | 12 | 13 | 3 | 13 | 16 |
| 01:00 a 02:00 | 2 | 12 | 14 | 3 | 15 | 18 | 3 | 15 | 18 | 2 | 10 | 12 |
| 02:00 a 03:00 | 2 | 10 | 11 | 2 | 10 | 12 | 2 | 12 | 13 | 2 | 9 | 11 |
| 03:00 a 04:00 | 2 | 9 | 11 | 1 | 11 | 12 | 1 | 8 | 10 | 2 | 9 | 11 |
| 04:00 a 05:00 | 4 | 11 | 15 | 3 | 13 | 15 | 2 | 10 | 12 | 5 | 11 | 16 |
| 05:00 a 06:00 | 13 | 13 | 26 | 8 | 14 | 22 | 2 | 10 | 12 | 16 | 14 | 30 |
| 06:00 a 07:00 | 16 | 14 | 31 | 12 | 15 | 27 | 4 | 9 | 12 | 20 | 15 | 36 |
| 07:00 a 08:00 | 20 | 14 | 34 | 10 | 12 | 21 | 4 | 9 | 13 | 24 | 16 | 40 |
| 08:00 a 09:00 | 19 | 14 | 33 | 9 | 10 | 20 | 3 | 7 | 10 | 23 | 16 | 39 |
| 09:00 a 10:00 | 18 | 14 | 32 | 9 | 11 | 20 | 3 | 7 | 10 | 22 | 16 | 38 |
| 10:00 a 11:00 | 15 | 14 | 29 | 7 | 11 | 18 | 4 | 7 | 11 | 19 | 15 | 34 |
| 11:00 a 12:00 | 11 | 13 | 24 | 6 | 10 | 16 | 3 | 7 | 10 | 14 | 15 | 29 |
| 12:00 a 13:00 | 10 | 13 | 22 | 4 | 10 | 14 | 5 | 8 | 13 | 12 | 14 | 26 |
| 13:00 a 14:00 | 10 | 12 | 22 | 4 | 9 | 13 | 5 | 8 | 13 | 13 | 14 | 26 |
| 14:00 a 15:00 | 7 | 11 | 18 | 4 | 9 | 14 | 2 | 6 | 8 | 8 | 13 | 21 |
| 15:00 a 16:00 | 7 | 12 | 19 | 2 | 9 | 11 | 2 | 6 | 8 | 9 | 14 | 23 |
| 16:00 a 17:00 | 9 | 14 | 24 | 4 | 13 | 17 | 5 | 9 | 14 | 11 | 16 | 27 |
| 17:00 a 18:00 | 9 | 17 | 26 | 4 | 16 | 20 | 4 | 11 | 15 | 11 | 18 | 29 |
| 18:00 a 19:00 | 7 | 17 | 24 | 2 | 14 | 16 | 3 | 12 | 15 | 9 | 19 | 28 |
| 19:00 a 20:00 | 7 | 19 | 26 | 2 | 19 | 21 | 3 | 13 | 16 | 9 | 20 | 28 |
| 20:00 a 21:00 | 7 | 18 | 25 | 6 | 20 | 26 | 3 | 14 | 18 | 8 | 19 | 27 |
| 21:00 a 22:00 | 8 | 17 | 25 | 8 | 20 | 27 | 2 | 12 | 14 | 9 | 18 | 27 |
| 22:00 a 23:00 | 7 | 16 | 23 | 10 | 20 | 30 | 2 | 14 | 16 | 7 | 16 | 23 |

Gobierno de la Ciudad de Buenos Aires
Agencia de Protección Ambiental
Dirección General de Control Ambiental
Gerencia Operativa de Determinaciones Ambientales y Laboratorio
Monitoreo Atmosférico - Óxidos de Nitrógeno Totales
Perfil Horario de Contaminación

